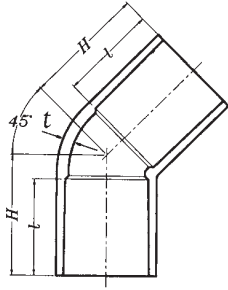


5 自來水用接頭規格

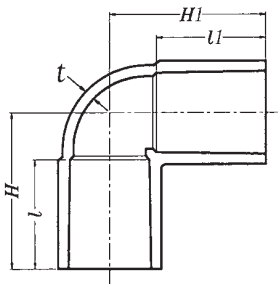
Specification of PVC-U Fittings for Water Supply



45° WL 型接頭 45° Elbow

單位：mm

規格	Size	t	l	H
16	½"	3.5	30	38
20	¾"	3.5	35	44
25	1"W	4.0	40	51
30	1¼"W	4.0	44	56
40	1½"	4.5	55	69
50	2"	5.0	63	80
65	2½"	6.6	61	83
80	3"	8.0	64	97
100	4"	10.0	84	122
125	5"	11.0	104	149
150	6"	13.0	132	184
200	8"	15.0	164	224



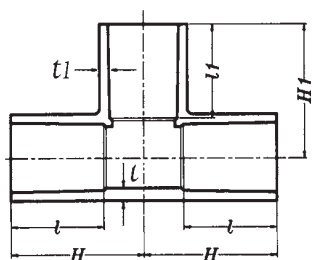
90° WL 型接頭 90° Elbow

單位：mm

規格	Size	t	l	H
13	⅜"	3.0	26	36
16	½"	3.5	30	43
20	¾"	3.5	35	50
25	1"W	4.0	40	58
30	1¼"W	4.0	44	65
40	1½"	4.5	55	82
50	2"	5.0	63	96
65	2½"	6.6	61	110
80	3"	8.0	64	120
100	4"	10.0	84	153
125	5"	11.0	104	188
150	6"	13.0	132	230
200	8"	15.0	164	288

5 自來水用接頭規格

Specification of PVC-U Fittings for Water Supply



WT型同徑接頭 Tee

單位：mm

規格	Size	t	l	l1	H	H1
13	3/8"	3.0	26	26	36	36
16	1/2"	3.5	30	30	43	43
20	3/4"	3.5	35	35	50	50
25	1"W	4.0	40	40	58	58
30	1 1/4"W	4.0	44	44	65	65
40	1 1/2"	4.5	55	55	82	82
50	2"	5.0	63	63	96	96
65	2 1/2"	6.6	61	61	110	110
80	3"	8.0	64	64	120	120
100	4"	10.0	84	84	152	152
125	5"	11.0	104	104	187	187
150	6"	13.0	132	132	230	230
200	8"	15.0	164	164	287.5	287.5

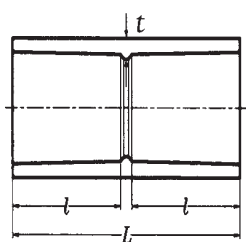
WT型異徑接頭 Reducer Coupling

單位：mm

規格	Size	t	t1	l	l1	H	H1
16x13	1/2"x3/8"	3.5	3.0	30.0	26.0	41.0	38.0
20x13	3/4"x3/8"	3.5	3.0	35.0	26.0	46.0	40.0
20x16	3/4"x1/2"	3.5	3.5	35.0	30.0	48.0	45.0
25x13	1"Wx3/8"	4.0	3.0	40.0	26.0	51.0	43.0
25x16	1"Wx1/2"	4.0	3.5	40.0	30.0	53.0	48.0
25x20	1"Wx3/4"	4.0	3.5	40.0	35.0	55.0	53.0
30x13	1 1/4"Wx3/8"	4.0	3.0	44.0	26.0	55.0	46.0
30x16	1 1/4"Wx1/2"	4.0	3.5	44.0	30.0	57.0	51.0
30x20	1 1/4"Wx3/4"	4.0	3.5	44.0	35.0	59.0	56.0
30x25	1 1/4"Wx1"W	4.0	3.5	44.0	40.0	62.0	61.0
40x13	1 1/2"x3/8"	4.5	3.0	55.0	26.0	66.0	52.0
40x16	1 1/2"x1/2"	4.5	3.5	55.0	30.0	68.0	57.0
40x20	1 1/2"x3/4"	4.5	3.5	55.0	35.0	70.0	62.0
40x25	1 1/2"x1"W	4.5	3.5	55.0	40.0	73.0	67.0
40x30	1 1/2"x1 1/4"W	4.5	4.0	55.0	44.0	76.0	71.0
50x13	2"x3/8"	5.0	3.0	63.0	26.0	74.0	58.0
50x16	2"x1/2"	5.0	3.5	63.0	30.0	76.0	63.0
50x20	2"x3/4"	5.0	3.5	63.0	35.0	78.0	68.0
50x25	2"x1"W	5.0	4.0	63.0	40.0	81.0	73.0
50x30	2"x1 1/4"W	5.0	4.0	63.0	44.0	84.0	77.0
50x40	2"x1 1/2"	5.0	4.5	63.0	55.0	90.0	88.0
65x40	2 1/2"x1 1/2"	6.6	4.5	61.0	55.0	100.0	96.0
65x50	2 1/2"x2"	6.6	5.0	61.0	63.0	101.0	104.0
80x25	3"x1"W	8.0	4.0	64.0	40.0	93.0	88.0
80x40	3"x1 1/2"	8.0	4.5	64.0	55.0	100.0	102.0
80x50	3"x2"	8.0	5.0	64.0	63.0	105.0	110.0
80x65	3"x2 1/2"	8.0	6.6	64.0	61.0	113.0	117.0
100x50	4"x2"	10.0	5.0	84.0	63.0	125.0	122.0
100x80	4"x3"	10.0	8.0	84.0	64.0	140.0	132.0
125x80	5"x3"	11.0	8.0	104.0	64.0	160.0	147.0
125x100	5"x4"	11.0	10.0	104.0	84.0	173.0	167.0
150x80	6"x3"	13.0	8.0	132.0	64.0	195.0	158.0
150x100	6"x4"	13.0	10.0	132.0	84.0	208.0	182.0
150x125	6"x5"	13.0	11.0	132.0	104.0	217.0	201.0
200x100	8"x4"	15.0	10.0	164.0	84.0	236.5	204.0
200x150	8"x6"	15.0	13.0	164.0	132.0	264.0	252.0

5 自來水用接頭規格

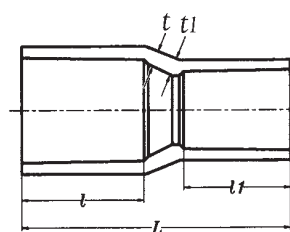
Specification of PVC-U Fittings for Water Supply



WS型同徑接頭 Coupling

單位：mm

規格	Size	t	l	L
13	3/8"	3.0	26	57
16	1/2"	3.5	30	67
20	3/4"	3.5	35	77
25	1"W	4.0	40	87
30	1 1/4"W	4.0	44	95
40	1 1/2"	4.5	55	117
50	2"	5.0	63	133
65	2 1/2"	6.6	61	145
80	3"	8.0	64	155
100	4"	10.0	84	200
125	5"	11.0	104	240
150	6"	13.0	132	300
200	8"	15.0	164	360



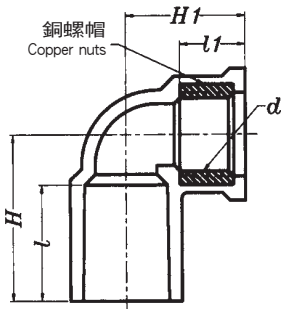
WS型異徑接頭 Reducer Coupling

單位：mm

規格	Size	t	t1	l	l1	L
16x13	1/2"x3/8"	3.5	3.0	30	26	61
20x13	3/4"x3/8"	3.5	3.0	35	26	68
20x16	3/4"x1/2"	3.5	3.5	35	30	71
25x13	1"Wx3/8"	4.0	3.0	40	26	86
25x16	1"Wx1/2"	4.0	3.5	40	30	85
25x20	1"Wx3/4"	4.0	3.5	40	35	84
30x16	1 1/4"Wx1/2"	4.0	3.5	44	30	95
30x20	1 1/4"Wx3/4"	4.0	3.5	44	35	93
30x25	1 1/4"Wx1"W	4.0	4.0	44	40	93
40x20	1 1/2"x3/4"	4.5	3.5	55	35	113
40x25	1 1/2"x1"W	4.5	4.0	55	40	114
40x30	1 1/2"x1 1/4"W	4.5	4.0	55	44	114
50x20	2"x3/4"	5.0	3.5	63	35	116
50x25	2"x1"W	5.0	4.0	63	40	140
50x30	2"x1 1/4"W	5.0	4.0	63	44	136
50x40	2"x1 1/2"	5.0	4.5	63	55	136
65x40	2 1/2"x1 1/2"	6.6	4.5	61	55	145
65x50	2 1/2"x2"	6.6	5.0	61	63	149
80x40	3"x1 1/2"	8.0	4.5	64	55	153
80x50	3"x2"	8.0	5.0	64	63	165
80x65	3"x2 1/2"	8.0	6.6	64	61	159
100x80	4"x3"	10.0	8.0	84	64	190
125x100	5"x4"	11.0	10.0	104	84	229
150x100	6"x4"	13.0	10.0	132	84	295
150x125	6"x5"	13.0	11.0	132	104	272
200x100	8"x4"	15.0	10.0	164	84	340
200x125	8"x5"	15.0	11.0	164	104	345
200x150	8"x6"	15.0	13.0	164	132	350

5 自來水用接頭規格

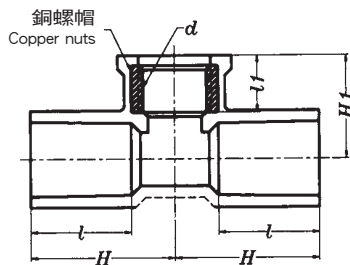
Specification of PVC-U Fittings for Water Supply



龍L入銅接頭 Faucet Fitting—90° Elbow

單位：mm

規格 Size	l	H	螺牙THREAD		H1	
			d	l1		
16	1/2"	30	43	PF1/2"	17	32
20	3/4"	35	51	PF3/4"	19	36



龍T入銅接頭 Faucet Fitting—Fixture TEE

單位：mm

規格 Size	l	H	螺牙THREAD		H1	
			d	l1		
16	1/2"	30	43	PF1/2"	17	32
20	3/4"	35	51	PF3/4"	19	36

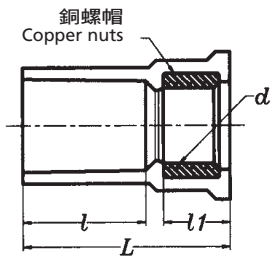


註/Note：

五樓以上之建築物，其水龍頭接頭請全部使用入銅製品。

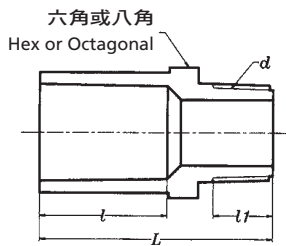
For buildings above fifth floor, please use insert bronze nut for all faucet fittings.

5 自來水用接頭規格 Specification of PVC-U Fittings for Water Supply



龍S入銅接頭 Faucet Fitting—Female Adapter 單位：mm

規格 Size	l	螺牙THREAD		L
		d	l1	
16	1/2"	30	PF1/2"	52
20	3/4"	35	PF3/4"	59



A. 不入銅產品



止閥接頭(塑膠牙)
Male Adapter (Plastic Thread) 單位：mm

規格 Size	l	螺牙THREAD		L
		d	l1	
13	3/8"	26	PT1/2"	50
16	1/2"	30	PT1/2"	54
20	3/4"	35	PT3/4"	64
25	1"W	40	PT1"	71
30	1 1/4"W	44	PT1 1/4"	80
40	1 1/2"	55	PT1 1/2"	92
50	2"	63	PT2"	106

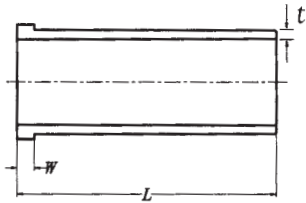
註/Note：

五樓以上之建築物，其水龍頭接頭請全部使用入銅製品。

For buildings above fifth floor, please use insert bronze nut for all faucet fittings.

5 自來水用接頭規格

Specification of PVC-U Fittings for Water Supply

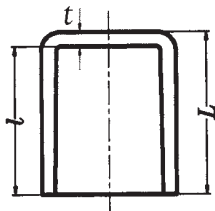


由令 Union

單位：mm

規格	Size	t	W	L
13	3/8"	2.5	5	80
16	1/2"	3.0	5	85
20	3/4"	3.0	6	90
25	1"W	3.5	7	100
30	1 1/4"W	3.5	8	110
40	1 1/2"	4.0	8	120
50	2"	4.5	9	130

圖1 FIG.1

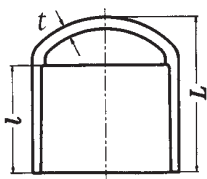


塞頭 Cap

單位：mm

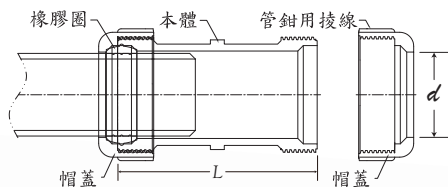
	規格	Size	t	l	L
圖1 FIG.1	13	3/8"	3.0	26	29
	16	1/2"	3.5	30	33.5
	20	3/4"	3.5	35	38.5
	25	1"W	4.0	40	44
	30	1 1/4"W	4.0	44	48
	40	1 1/2"	4.5	55	59.5
	50	2"	5.0	63	68
圖2 FIG.2	65	2 1/2"	6.6	61	96
	80	3"	8.0	64	105
	100	4"	10.0	84	138
	125	5"	11.0	104	160
	150	6"	13.0	132	205
	200	8"	15.0	164	257

圖2 FIG.2



5 自來水用接頭規格

Specification of PVC-U Fittings for Water Supply



伸縮接頭 Compression Fitting

特性 Characteristics:

1. 施工簡便、容易裝卸、施工不受天候影響、施工後可立即通水、耐水壓强度高、具有伸縮效果。
2. 適用於埋設地下管線，若用於地上配管時，伸縮接頭需予以固定住，防止滑動。

用途 Applications:

1. 適用於中小口徑壓力管線。
2. 可吸收直線配管因熱脹冷縮所產生的伸縮量。
3. 作為管線破裂後之緊急快速搶修接頭。

單位：mm

規格 Size	內徑 d 及許可差 Inside Diameter and Tolerance	本體長度 L
16	1/2"	22.8 ± 0.3
20	3/4"	26.8 ± 0.3
* 25	1"W	33.0 ± 0.4
* 30	1 1/4"W	39.0 ± 0.4
* 40	1 1/2"	49.2 ± 0.4
50	2"	61.5 ± 0.5
65	2 1/2"	77.5 ± 0.5
80	3"	90.8 ± 0.5
100	4"	116.0 ± 0.6

註/Remark :

1. 橡膠圈材質依CNS 10774之I類A5之規定。
2. * 表示模具開發中。
3. 伸縮接頭施工方式請詳閱PVC-U管施工應注意事項第13項(Page 31)。

