



PVC-U 塑膠管 · 接頭 Pipes and Fittings

本型錄僅供送審使用
For review and approval only

各類管材施工方式請詳閱產品型錄



南亞塑膠工業股份有限公司
NAN YA PLASTICS CORPORATION



1. PVC-U管·接頭特性與用途 1
Characteristics and application of PVC-U Pipe and Fitting

2. PVC-U管·接頭之物理及化學性質 2
Chemical and Physical Properties of PVC-U Pipe and Fitting

3. PVC-DWV發泡管的物性 4
Physical property of PVC-DWV Foam Core Pipes

4. PVC-U管規格 Specification of PVC-U Pipe 5

(一) 一般用PVC-U管 PVC-U Pipe for General Purpose 5

- VU(A管) 一般薄管 · Type VU(A Pipe) Thin Pipe
- VP(B管) 一般厚管 · Type VP(B Pipe) Thick Pipe
- 活套VP(B管) 一般用管 · Ring-Seal Type VP(B Pipe) for General Use

(二) 自來水用管 PVC-U Pipe for Water Supply 6

- W管 · Type W
- 活套管(自來水用) · Ring-Seal Type for Water Supply

(三) PVC-U電線導管 PVC-U Pipe for Electric Conduit Use 7

- E管 · Type E
- ES-1管 · Type ES-1

(四) 耐衝擊PVC-U管 PVC-U Pipe for High-Impact Use 8

(五) 管筏用PVC-U管 PVC-U Pipe for Raft Use (CNS 12698) 9

(六) 鑿井用管 Well Drilling Engineering

(七) TS放口管(單放) Pipe With Solvent Cement Socket 10
(Single Socket)

5. PVC-DWV發泡管規格 10
Specifications of PVC-DWV foam core pipes

(一) PVC-DWV發泡管 PVC-DWV foam core pipes 10

(二) PVC-DWV發泡管TS放口 PVC-DWV foam core pipes with TS Solvent Cement Socket 11

6. 自來水用接頭規格 11
Specification of PVC-U Fittings for Water Supply

- 45° WL型接頭 · 45° Elbow
- 90° WL型接頭 · 90° Elbow
- WT型同徑接頭 · Tee
- WT型異徑接頭 · Reducer coupling
- WS型同徑接頭 · Coupling
- WS型異徑接頭 · Reducer coupling

- 龍L入銅接頭 · Faucet fitting-90° Elbow
- 龍T入銅接頭 · Faucet fitting -Fixture Tee
- 龍S入銅接頭 · Faucet fitting-Female Adapter
- 止閥接頭(塑膠牙) · Male adapter(Plastic Thread)
- 由令 · Union
- 塞頭 · Cap
- 伸縮接頭 · Compression Fitting

7. 灰色一般用接頭規格(厚、薄) 15
Specification of gray fitting (thick and thin)

- 45° L型接頭 · 45° Elbow
- 90° L型接頭 · 90° Elbow
- 45° L型單放口接頭 · 45° Elbow with spigot end
- 90° L型單放口接頭 · 90° Elbow with spigot end
- 90° L型異徑接頭 · 90° Reducer Elbow
- T型同徑接頭 · Tee
- T型異徑接頭 · Reducer Tee
- 排氣T型排水接頭 · Vent Tee
- S型同徑接頭 · Coupling
- S型異徑接頭 · Reducer Coupling
- 順T型同徑接頭 · Sanitary Tee
- 順T型異徑接頭 · Reducer Sanitary Tee
- Y型同徑接頭 · 45° Wye
- Y型異徑接頭 · Reducer Wye
- Y型接頭單插口 · Wye With Spigot End
- 組合式穿樑接頭 · Assembly Type Beam Fittings
- 外壁偏心接頭 · Eccentric Fitting
- 樓板接頭 · Slab Joint
- 龍L接頭(塑膠牙) · Faucet Fitting-90° Elbow (Plastic Thread)
- 龍T接頭(塑膠牙) · Faucet Fitting-Fixture Tee (Plastic Thread)
- 龍S接頭(塑膠牙) · Faucet Fitting-Female Adapter (Plastic Thread)
- 止閥接頭(塑膠牙) · Male Adapter (Plastic Thread)
- 塞頭 · Cap
- 清除孔接頭 · Cleanout Bushing
- 法蘭接頭 · Flange
- 漏斗 · Hopper
- 止水板接頭 · Coupling with Waterstop Board
- 雙層止水板接頭 · Coupling with double Waterstop Board
- 通氣口接頭 · AIR Vent

8. HI耐衝擊PVC-U管接頭規格 20
Specification for HI high impact PVC-U fittings drainage

- 45° L型接頭 · 45° Elbow
- 90° L型接頭 · 90° Elbow
- T型同徑接頭 · Tee
- T型異徑接頭 · Reducer Tee
- S型同徑接頭 · Coupling
- S型異徑接頭 · Reducer Coupling
- 塞頭 · Cap
- 法蘭接頭 · Flange
- 由令 · Union
- 止閥接頭(塑膠牙) · Male Adapter (Plastic Thread)
- 龍L入銅接頭 · Faucet Fitting (Insert Bronze Nut) -90° Elbow
- 龍L接頭(塑膠牙) · Faucet Fitting (Plastic Thread) -90° Elbow
- 龍T入銅接頭 · Faucet Fitting (Insert Bronze Nut) -Fixture Tee
- 龍T接頭(塑膠牙) · Faucet Fitting (Plastic Thread) -Fixture Tee
- 龍S入銅接頭 · Faucet Fitting (Insert Bronze Nut)-Female Adapter
- 龍S接頭(塑膠牙) · Faucet Fitting (Plastic Thread) -Female Adapter
- 伸縮接頭 · Compression Fitting
- 順T接頭 · Sanitary Tee
- 同徑Y型接頭 · Wye
- 異徑Y型接頭 · Reducer Wye
- 清除孔接頭 · Cleanout Bushing
- P型存水接頭 · "P" Trap with Solvent Weldjoint And Cleanout Plug

9. 下水道及排水用接頭規格 26
Specification of PVC-U Fittings for Sewerage & Drainage

- 45° L型接頭 · 45° Elbow
- 90° L型接頭 · 90° Elbow
- 45° L型單放口接頭 · 45° Elbow With Spigot End
- 90° L型單放口接頭 · 90° Elbow with Spigot End
- T型接頭 · Tee
- 同徑普通接頭 · Coupling
- 異徑普通接頭 · Reducer coupling
- 塞頭 · Cap
- 樓板接頭 · Slab Joint
- 順T接頭 · Sanitary Tee
- 45° Y型接頭 · 45° Wye
- 清除孔接頭 · Cleanout Bushing
- P型存水接頭 · "P" Trap with Solvent Welding Joint and Cleanout Plug
- V型存水接頭 · "V" Type Water Connection
- 污水防臭接頭 · Junction with odor trap
- 衛生下水道用PVC-U匯流井規格 · Specification of PVC-U Inspection Chambers for Sewerage & Drainage

10. 膠合劑 30
Vinyl Adhesive

南亞硬質膠合劑
Nan Ya Vinyl Adhesive

南亞耐衝擊PVC-U膠合劑
Nan Ya High Impact Vinyl Adhesive

11. 品質認證證書 31
Certification

ISO 9001, 14001
品質認證合格證書
ISO 9001, 14001
Quality Certification

各項CNS產品通過
正字標記認證證書
CNS Marks of all Products

1 PVC-U管 · 接頭特性與用途

Characteristics and applications of PVC-U Pipe and Fitting

1. 質輕，搬運裝卸便利：
PVC-U管材質輕，搬運、裝卸，施工便利，可節省人工。
2. 耐化學藥品性優良：
PVC-U具有優異的耐酸、耐鹼、耐腐蝕性，對於化學工業之用途甚為適合。
3. 流體阻力小：
PVC-U之壁面光滑，對流體之阻力小，其粗糙係數僅0.009較其他管材為低，在相同之流量下，管徑可予以縮小。
4. 機械強度大：
PVC-U之耐水壓強度，耐外壓強度，耐衝擊強度等均甚良好，適用於各種條件之配管工程。
5. 電氣絕緣性佳：
PVC-U富有優越的電氣絕緣性，適用於電線、電纜之導管，與建築上之電線配管。
6. 不影響水質：
PVC-U管由溶解試驗證實不影響水質，為目前自來水配管之最佳管材。
7. 施工簡易：
PVC-U管之接合施工迅速容易，故施工工程費用低廉。

1. Light Weight, easy to load and unload :
PVC-U pipe is very light, convenient to handle loading unloading, and installing. May save much labor.
2. Good chemicals and drugs resistance :
PVC-U pipe has its excellent resistance to the erosion caused by acids and alkalines, a great help to the chemical industries.
3. Small resistance to fluidity :
The smooth surface of PVC-U pipe reduces resistance to the fluids. Its roughness coefficient is only 0.009, much less than other pipes. Under same discharge, smaller calibre of the pipe can be used.
4. Strong mechanical strength :
Good resistance to water pressure, outside impact and pressure, is satisfied under any conditions.
5. Good electrical insulation :
PVC-U pipe has excellent insulation nature against electricity. It can be served as conduits and pipes in construction cable and wire.
6. Water quality unaffected :
The solution tests on the PVC-U pipe show no affect on water quality when the water flows through it. It is considered the best piping material for running water works.
7. Simple installation :
Very easy to connect, thus much time and labor cost may be saved.

PVC-U管 · 接頭適用場所 Applications of PVC-U Pipe and Fitting

1. 自來水工程 Drinking water engineering
2. 電氣工程 Electrical engineering
3. 建築工程 Architectural engineering
4. 下水道工程 Sewer engineering
5. 電信工程 Telecommunications engineering
6. 鑿井工程 Well drilling engineering
7. 鹽水工程 Salt water engineering
8. 天然氣工程 Natural Gas engineering
9. 化學工程 Chemical engineering
10. 製紙工程 Paper mill
11. 釀造發酵工程 Acidifying & Fermenting plant
12. 電鍍工程 Electroplating factory
13. 農業園地 Agricultural Ground
14. 礦場 Mining Plant
15. 養殖業 Aquaculture
16. 高速公路工程 Freeway engineering
17. 高爾夫球場工程 Golf course engineering
18. 漁業用塑膠筏 Plastic fish raft



建築工程 Architectural engineering



電導管工程 Electrical engineering



養殖輸水工程 Water Supply engineering



鑿井工程 Well drilling engineering



下水道工程 Sewer Engineering



漁業用塑膠筏工程 Plastic fish raft



化學工程 Chemical engineering



農田灌溉工程 Irrigation engineering



冷凍空調工程 Air Conditioning project

2 PVC-U管·接頭之物理及化學性質 Chemical and Physical Properties of PVC-U Pipe and Fitting

(一) 物理性質 Physical Properties

1. 一般用PVC-U管 PVC-U Pipe for General Purpose

試驗項目 Test Items	試驗值 Test Value	試驗標準 Test standard	
抗拉降伏強度試驗 Tensile Strength Test	45MPa ↑ (23°C)	CNS 1298 K3004	
直管耐水壓性 Water pressure resistance of PVC-U pipe	無漏水，破裂及變形現象 Non-broken		
接合部耐水壓性 ^(a) Water pressure resistance of joints	無洩漏現象 No Leakage		
耐壓扁性 Flattening Test	無破裂或龜裂現象 Non-broken		
比重 Specific Gravity	1.40~1.44		
衛氏軟化溫度 Vicat softening Temperature	76°C ↑		
浸漬性試驗 Immersion Test	蒸餾水 Distilled Water		±0.2mg/cm ²
	10% 氯化鈉溶液 10% Sodium Chloride Solution		
	30% 硫酸溶液 30% Sulfuric Acid Solution		
	40% 氫氧化鈉溶液 40% Sodium Hydroxide Solution		
	40% 硝酸溶液 40% Nitric Acid Solution		

註：(a)接合部耐水壓性適用於活套頭承口(VP)及接著型承口(VP及VU)之管，此等管應以接合部耐水壓試驗替代該管耐水壓試驗。

Note: (a)The water pressure resistance of the joint is applicable to the tubes with loose bushes (VP) and adhesive sockets (VP and VU). This type of pipe should proceed the hydrostatic test of the joint.

PVC-U管水壓試驗 (CNS 1298 K3004) Hydrostatic Test for PVC-U Pipe

種類 Categories	VP(B)管(厚管) Type VP(B)(Thick Wall)	VU(A)管(薄管) Type VU(A)(Thin Wall)
標稱管徑(mm) Nominal Pipe Size	13~600	40~700
試驗壓力(kgf/cm ²) Test Pressure	25.5	15.3
20°C使用壓力(Kgf/cm ²) Allowable working pressure at 20°C	7.65	2.55

活套接頭水壓試驗

Hydrostatic Test for PVC-U Fitting

標稱管徑 Nominal Pipe Size 用途別 Application	單位Unit : mm													
	40	50	65	80	100	125	150	200	250	300	350	400	450	500
自來水用W管(kgf/cm ²)	35.7													
一般用(kgf/cm ²)	25.5													

2. 自來水用PVC-U管 PVC-U Pipe for Water Supply

試驗項目 Test Item	試驗值 Test Value	試驗標準 Test standard	
抗拉降伏強度試驗 Tensile Strength Test	45MPa ↑ (23°C)	CNS 4053-1 K3033-1	
直管耐水壓性 Water pressure resistance of PVC-U pipe	無破裂或龜裂現象 Non-broken		
接合部耐水壓性 ^(a) Water pressure resistance of joints	無洩漏現象 No Leakage		
耐壓扁性 Flattening Test	無破裂或龜裂現象 Non-broken		
比重 Specific Gravity	1.40~1.44		
衛氏軟化溫度 Vicat Softening Temperature Test	76°C ↑		
不透明性 Opaque	可見光透光率為0.2% ↓ Transmittance 0.2% ↓		
管材VCM含量 Material's VCM Content	1.0ppm ↓		
溶出性 Extraction Test	濁度 ^(b) Turbidity		0.2NTU ↓
	色度 Colourness		0.5度/degree ↓
	總有機碳(TOC)	1.0ppm ↓	
	鉛及其化合物 Pb Extraction	0.005ppm ↓	
	鋅及其化合物 Zn Extraction	0.5ppm ↓	
	餘氯減量 Loss of Residual Chlorine	0.7ppm ↓	
	臭氣及異味 Odor and Taste	無不良氣味 Not Detectable	
VCM溶出量 VCM Extraction	0.0015ppm ↓		

註：(a)接合部耐水壓性適用於活套頭承口及接著型承口之管，此等管應以接合部耐水壓試驗替代該管耐水壓試驗。
(b)依濁度計法，單位為NTU。

Note: (a) The water pressure resistance of the joint is applicable to the tubes with loose bushes (VP) and adhesive sockets (VP and VU). This type of pipe should proceed the hydrostatic test of the joint.
(b) In Accordance with the turbidity method. (Unit: NTU)

自來水用PVC-U管水壓試驗 (CNS 4053-1 K3033-1) Hydrostatic Test for PVC-U Pipe for Water Supply

標稱管徑(mm) Nominal Pipe Size	13	16	20	25	30	40	50	65	80	100	125	150	200	250	300	350	400	450	500	600
試驗壓力(kgf/cm ²) Test Pressure	40.8																			
20°C使用壓力(Kgf/cm ²) Allowable working pressure at 20°C	7.65 ↓																			

註：接合部(包括活套管及接著型管) 35.7kgf/cm²

Note: Hydraulic internal pressure test of ring-seal joint : 35.7kgf/cm²

2 PVC-U管·接頭之物理及化學性質 Chemical and Physical Properties of PVC-U Pipe and Fitting

3. 耐衝擊PVC-U管 High-Impact PVC-U Pipe

試驗項目 Test Items	試驗值 Test Value	試驗標準 Test Standard
抗拉降伏強度試驗 Tensile Strength Test	40 MPa ↑ (23°C)	
直管耐水壓性 Water pressure resistance of PVC-U pipe	無漏水·破裂及變形現象 Non-broken	
接合部耐水壓性 ^(a) Water pressure resistance of joints	無洩漏現象 No Leakage	
耐壓扁性 Flattening Test	無破裂或龜裂現象 Non-broken	
耐衝擊性 Impact Test	沙丕(Charpy) 10kJ/m ² ↑ (0°C)	
耐落錘衝擊性 Impact Test	無異常現象 Normal	
耐候性 Weather Resistance	14kJ/m ² ↑ (23°C)	
衛氏(Vicat)軟化溫度 Vicat Softening Temperature Test	76°C ↑	
管材VCM含量 Material's VCM Content	1.0ppm ↓	
溶出性 Extraction Test	濁度 ^(b) Turbidity	0.2 NTU ↓
	色度 Colourness	0.5度/degree ↓
	總有機碳(TOC)	1.0ppm ↓
	鉛及其化合物 Pb	0.005ppm ↓
	鋅及其化合物 Zn	0.5ppm ↓
	餘氯減量 Loss of Residual Chlorine	0.7ppm ↓
	臭氣及異味 Odor and Taste	無不良氣味 Not Detectable
浸漬性 Immersion Test	氯乙烯單體 VCM	0.0015ppm ↓
	蒸餾水 Distilled Water	±0.2mg/cm ²
	10% 氯化鈉溶液 10% Sodium Chloride Solution	
	30% 硫酸溶液 30% Sulfuric Acid Solution	
	40% 氫氧化鈉溶液 40% Sodium Hydroxide Solution	
	40% 硝酸溶液 40% Nitric Acid Solution	
	比重(23°C) Specific Gravity	

註：(a)接合部耐水壓性適用於活套頭承口及接著型承口之管，此等管應以接合部耐水壓試驗替代該管耐水壓試驗。
(b)依濁度計法，單位為NTU。
Note: (a) The water pressure resistance of the joint is applicable to the tubes with loose bushes (VP) and adhesive sockets (VP and VU). This type of pipe should proceed the hydrostatic test of the joint.
(b) In Accordance with the turbidity method. (Unit: NTU)

耐衝擊PVC-U管水壓試驗 Hydrostatic Test of High-Impact PVC-U Pipe

標稱管徑(mm) Nominal Pipe Size	13	16	20	25	30	40	50	65	80	100	125	150	200	250	300	350	400	
試驗壓力(MPa) Test Pressure	自來水管 Drinking Water										4.0							
	一般用管 General Use										2.5							
20°C使用壓力 (MPa) Working pressure at 20°C	自來水管 Drinking Water										0.75 ↓							
	一般用管 General Use										0.75 ↓							

註：1. 接合部(包括活套管及接著型管)之試驗水壓為：自來水用3.5MPa 一般用2.5MPa
2. 壓力換算：1MPa = 10.2 kgf/cm²
Note: 1. After the hydrostatic test, water pressure of the joint (including loose pipe and adhesive pipe) is: 3.5MPa for tap water pipe and 2.5MPa for general pipe.
2. Pressure conversion: 1MPa = 10.2 kgf / cm²

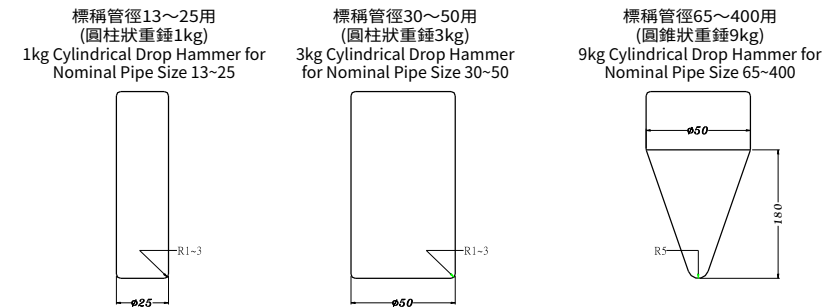
耐衝擊試驗之試驗高度與重錘質量 Falling Height and Weight Impact Test.

標稱管徑(mm) Nominal Pipe Size	13	16	20	25	30	40	50	65	80	100	125	150	200	250	300	350	400	
落錘高度(cm) Fall height	100	125	150	200	100	150	200	75	100	150	175	200	225	275	325	-	-	
重錘形狀 Shape	圓柱狀平底形 Flat Cylinder							圓錐狀 Cone										
重錘質量(Kg) Falling weight	1±0.05				3±0.05				9±0.05									

註：標稱管徑350及400之重錘落下高度得依當事人間協議之。
Note: The drop height of the weight (Nominal pipe size: 350 & 400) shall be agreed by mutual parties.

耐衝擊試驗的重錘形狀與質量

The form and weight of falling weight in impact test.



4. PVC-U電線導管 PVC-U Pipe for Electrical Conduit Use

試驗項目 Test Items	試驗值 Test Value	試驗標準 Test standard
耐壓扁性 Flattening Test	載重1250 ^{±50} N時，外徑的減少率在25%以下，除去載重後減少率應在10%以下，且試樣以目視檢查不得有裂紋或破裂現象 When the load is 1250 ^{±50} N, the reduction rate of the outside diameter is 25% or less, remove the load reduction rate should be below 10% and visual inspection of the sample should not have cracks.	CNS 1302 K3006
耐衝擊性 Impact Test	12個試樣試驗後，9個以上之試樣無破壞，以目視檢查無裂紋或破裂現象，而且不能有妨礙正常使用之變形 After test 12 specimens, more than 9 specimens shall be examined for visual inspection without cracks, and shall not be deformed to prevent normal use.	
絕緣性 Insulation Test	試驗中不得有跳脫動作 There shall be no tripping action in the test.	
絕緣電阻 Insulation Resistance	100 MΩ以上 Above 100MΩ	
耐燃性 Flammability	3個試樣應全部符合。移開火源後，火焰須在30秒內自然熄滅 All 3 specimens shall meets requirements. Remove the fire source, the flame must be naturally extinguished within 30 seconds.	
耐熱性 Heat Resistance	塞規僅以本身質量通過管內 The plug is only passed through the pipe with its own mass.	

2 PVC-U管·接頭之物理及化學性質 Chemical and Physical Properties of PVC-U Pipe and Fitting

5. 管筏用PVC-U管 PVC-U Pipe for Raft Use

試驗項目 Test Items	試驗值 Test Value	試驗標準 Test standard	
抗拉強度試驗 Tensile Strength Test	500kgf/cm ² ↑	CNS 12698 K3094	
壓扁試驗 Flattening Test	不破裂 Non-broken		
比重 Specific Gravity	1.42±0.03		
灰分試驗 Ash Content Test	4% ↓		
落錘衝擊試驗 Drop Weight Impact Test	不破裂 Non-broken		
沙丕耐衝擊強度 Charpy Impact Strength	5.0kgf-cm/cm ² ↑		
耐藥品性 Chemical Resistance	10%氯化鈉溶液 10% Sodium Chloride Solution		±0.2mg/cm ²
	40%氫氧化鈉溶液 40% Sodium Hydroxide Solution		
耐候性 Weather Resistance	柴油 Diesel fuels		80% ↑
	沙丕耐衝擊試驗變化率 Charpy Impact Change Ratio		

6. PVC-U接頭配件 (給水用) PVC-U Fitting (Water Supply)

性能項目 Test Items	品質要求 Quality Requirement	試驗標準 Test standard	
抗拉降伏強度 ^(a) Tensile Strength Test	45MPa ↑ (23°C)	CNS 2334 K3011	
耐水壓性 Hydraulic internal pressure	無漏水，破裂及變形現象 Non-broken		
耐壓扁性 ^(b) Flattening Test	無破裂或龜裂現象 Non-broken		
衛氏(Vicat)軟化溫度 Vicat Softening temperature	72°C ↑		
管材氯乙烯單體(VCM)含量 Material's VCM Content	1.0 mg/L以下 below 1.0 mg/L		
溶出性 Extraction Test	鉛及其化合物 (Pb)		0.005mg/L (Pb) ↓
	鋅及其化合物 (Zn)		0.5mg/L (Zn) ↓
	總有機碳 (TOC)		1.0 mg/L ↓
	臭氣及異味 Odor and Taste		無不良氣味 Not Detectable
	濁度 ^(c) Turbidity		0.2 NTU ↓
	色度 Colourness	0.5度/degree ↓	
	餘氯減量 Oss of residual Chlorine	0.7 mg/L ↓	
氯乙烯單體(VCM) VCM Extraction	0.0015 mg/L ↓		
非PVC組件之溶出性 Non-PVC products	符合表2之規定 In compliance with rules Table 2		
比重 Specific Gravity	1.35~ 1.40		

註: (a)若無法採取抗拉降伏強度試驗之試片(承口長度小於100mm)時,則免予試驗。
(b)僅適用於手工管件。
(c)依濁度計法,單位為NTU。
(d)壓力換算:1MPa = 10.2 kgf/cm²

Note:(a) If the tensile strength test for sample (Socket length less than 100 mm) is not available, the test can be exempted.

(b) Only applicable to manual pipe accessories.
(c) According to turbidimetry, the unit is NTU.
(d) Pressure conversion: 1MPa = 10.2 kgf / cm²

7. PVC-U耐衝擊接頭配件 (給水用) High-Impact PVC-U Fitting (Water Supply)

試驗項目 Test Items	試驗值 Test Value	試驗標準 Test standard	
抗拉強度 Tensile Strength Test	49MPa [500kgf/cm ²] ↑ (15°C)	CNS 15010 K3126	
耐水壓 Hydraulic pressure	3.5MPa[35.7kgf/cm ²]		
沙丕耐衝擊 Charpy Impact Test	耐候前 Before Weathering		10kJ/m ² ↑ (0°C)
	耐候後 After Weathering		14kJ/m ² ↑ (23°C)
耐落錘衝擊 Drop Weight Impact Test	無異常現象 Normal		
衛氏(Vicat)軟化溫度 Vicat Softening temperature	72°C ↑		
接頭材料VCM含量 Material's VCM content	1.0 mg/L ↓		
溶出性 Extraction Test	濁度 Turbidity		0.2度/degree ↓
	色度 Colourness		0.5度/degree ↓
	過錳酸鉀消耗量 KMnO ₄ Consumption		1.5 mg/L ↓
	鉛 Pb	0.005mg/L ↓	
	鋅 Zn	0.1 mg/L ↓	
	餘氯減量 Loss of Residual Solution	0.7 mg/L ↓	
	臭氣及異味 Odor and Taste	無不良氣味 Not Detectable	
浸漬性 Immersion Test	氯乙烯單體(VCM) VCM	0.0015 mg/L ↓	
	蒸餾水 Distilled Water	±0.20mg/cm ²	
	10%氯化鈉溶液 10% Sodium Chloride Solution		
	30%硫酸 30% Sulfuric Acid Solution		
	40%氫氧化鈉溶液 40% Sodium Hydroxide Solution		
	40%硝酸 40% Nitric Acid Solution		

3 PVC-DWV發泡管的物性 Physical property of PVC-DWV Foam Core Pipes

1. PVC-DWV發泡管之物性 Physical property of PVC-DWV foam core pipe

試驗項目 Test Items	試驗值 Test Value								試驗標準 Test standard
壓扁試驗 Flattening Test	管受壓變形至原來內徑的40%時,不得有龜裂、脫層或破裂現象。 When pipes are flattened to 40% of original inner diameter, any cracking layer-peeling or breaking is not allowed.								CNS 14589
剛性試驗 Stiffness test	標稱管徑 Nominal pipe size	40	50~80	100	125~150	200	250	300	
	剛性(MPa) Stiffness (MPa) {kgf/cm ² }	4.12 {42.0} 以上 above	2.06 {21.0} 以上 above	1.37 {14.0} 以上 above	0.83 {8.5} 以上 above	0.69 {7.0} 以上 above	0.41 {4.2} 以上 above	0.34 {3.5} 以上 above	
耐落錘衝擊 Impact test	須試驗合格 Qualification required								

4 PVC-U管規格 Specification of PVC-U Pipe

(一) 一般用管 PVC-U Pipe for General Purpose (CNS 1298)

*VU (A管) 一般薄管 TYPE VU (A Pipe) Thin Pipe

單位 Unit : mm

標稱管徑 Nominal Pipe Size	外徑 Outside Diameter		厚度 Wall Thickness		近似內徑 (參考) Approx. Inside Diameter	質量 (參考) Approx. Weight (kg/m)	20°C 使用壓力 Working Pressure at 20°C (kgf/cm ²)	長度 Length (m)
	基準尺度 Reference Diameter	平均外徑之 許可差 ^(a) Tolerance of mean outside Diameter ^(a)	最小 Minimum	許可差 Tolerance				
40	1 1/2"	48	± 0.2	1.8	44	0.413	2.55	4m
50	2"	60						4m
65	2 1/2"	76	± 0.3	2.2	71	0.825	4m	
80	3"	89						4m
90	3 1/2"	100	± 0.4	3.1	94	1.476	4m	
100	4"	114						4m
125	5"	140	± 0.5	4.1	131	2.739	5m	
150	6"	165						5m
200	8"	216	± 0.7	6.5	202	6.572	6m	
250	10"	267						6m
300	12"	318	± 1.0	9.2	298	13.701	6m	
350	14"	370						6m
400	16"	420	± 1.3	11.8	395	23.059	6m	
450	18"	470						6m
500	20"	520	± 1.6	14.6	489	35.346	6m	
600	24"	630						6m
*700	28"	732	± 3.7	21.0	687	72.018	6m	

註/NOTE :

- ^(a)平均外徑許可差係指在任意截面之圓周測定值除以圓周率3.142所得之值，或在圓周上等間隔之兩處外徑測定值之平均值(平均外徑)與基準尺度之差。
- 管材長度可由買賣雙方協議。
- * : 表示模具開發中。
- ^(a)The tolerance of means outside diameter is the difference between the value obtained by dividing the circumference of randomly picked cross-section by the circular constant, 3.142, or the mean of measured value of outside diameter in two directions with mutually equal interval in a randomly picked cross-section (mean outside diameter) and the reference dimension.
- Pipe length can be determined by the buyer and seller agreement.
- * : Molds are under development.

*VP (B管) 一般厚管 TYPE VP (B Pipe) Thick Pipe

單位 Unit : mm

標稱管徑 Nominal Pipe Size	外徑 Outside Diameter			厚度 Wall Thickness		近似內徑 (參考) Approx. Inside Diameter	質量 (參考) Approx. Weight (kg/m)	20°C 使用壓力 Working Pressure at 20°C (kgf/cm ²)	長度 Length (m)
	基準尺度 Reference Diameter	最大、最小外徑之 許可差 ^(a) Tolerance of max. and min. outside diameter ^(a)	平均外徑之 許可差 ^(b) Tolerance of mean outside diameter ^(b)	最小 Minimum	許可差 Tolerance				
13	3/8"	18	± 0.2	2.2	+ 0.6	13	0.174	7.65	4m
16	1/2"	22							4m
20	3/4"	26	± 0.2	2.7	+ 0.8	20	0.310	4m	
25	1"W	32							4m
30	1 1/4"W	38	± 0.3	3.1	+ 1.0	25	0.448	4m	
40	1 1/2"	48							4m
50	2"	60	± 0.4	3.6	+ 1.4	40	0.791	4m	
65	2 1/2"	76							4m
80	3"	89	± 0.5	4.1	+ 1.8	51	1.122	4m	
100	4"	114							4m
125	5"	140	± 0.6	± 0.4	+ 2.2	67	1.445	4m	
150	6"	165							4m
200	8"	216	± 0.8	± 0.5	+ 2.6	77	2.202	4m	
250	10"	267							4m
300	12"	318	± 1.0	± 0.5	+ 3.0	100	3.409	5m	
350	14"	370							5m
400	16"	420	± 1.3	± 0.7	+ 3.4	125	4.464	6m	
450	18"	470							6m
500	20"	520	± 1.5	± 0.9	+ 3.8	146	6.701	6m	
600	24"	630							6m
700	28"	732	± 1.6	± 1.0	+ 4.2	194	10.129	6m	
800	34"	838							6m
900	40"	938	± 1.8	± 1.2	+ 4.6	240	15.481	6m	
1000	48"	1038							6m
1100	56"	1138	± 2.0	± 1.4	+ 5.0	286	21.962	6m	
1200	64"	1238							6m
1300	72"	1338	± 2.2	± 1.6	+ 5.4	333	30.407	6m	
1400	80"	1438							6m
1500	88"	1538	± 2.4	± 1.8	+ 5.8	378	39.336	6m	
1600	96"	1638							6m
1700	104"	1738	± 2.6	± 2.0	+ 6.2	423	49.223	6m	
1800	112"	1838							6m
1900	120"	1938	± 2.8	± 2.2	+ 6.6	468	60.218	6m	
2000	128"	2038							6m
2100	136"	2138	± 3.0	± 2.4	+ 7.0	567	87.746	6m	
2200	144"	2238							6m
2300	152"	2338	± 3.2	± 2.6	+ 7.4	630	100.000	6m	
2400	160"	2438							6m
2500	168"	2538	± 3.4	± 2.8	+ 7.8	700	115.000	6m	
2600	176"	2638							6m
2700	184"	2738	± 3.6	± 3.0	+ 8.2	770	130.000	6m	
2800	192"	2838							6m
2900	200"	2938	± 3.8	± 3.2	+ 8.6	840	145.000	6m	
3000	208"	3038							6m
3100	216"	3138	± 4.0	± 3.4	+ 9.0	910	160.000	6m	
3200	224"	3238							6m
3300	232"	3338	± 4.2	± 3.6	+ 9.4	980	175.000	6m	
3400	240"	3438							6m
3500	248"	3538	± 4.4	± 3.8	+ 9.8	1050	190.000	6m	
3600	256"	3638							6m
3700	264"	3738	± 4.6	± 4.0	+ 10.2	1120	205.000	6m	
3800	272"	3838							6m
3900	280"	3938	± 4.8	± 4.2	+ 10.6	1190	220.000	6m	
4000	288"	4038							6m
4100	296"	4138	± 5.0	± 4.4	+ 11.0	1260	235.000	6m	
4200	304"	4238							6m
4300	312"	4338	± 5.2	± 4.6	+ 11.4	1330	250.000	6m	
4400	320"	4438							6m
4500	328"	4538	± 5.4	± 4.8	+ 11.8	1400	265.000	6m	
4600	336"	4638							6m
4700	344"	4738	± 5.6	± 5.0	+ 12.2	1470	280.000	6m	
4800	352"	4838							6m
4900	360"	4938	± 5.8	± 5.2	+ 12.6	1540	295.000	6m	
5000	368"	5038							6m
5100	376"	5138	± 6.0	± 5.4	+ 13.0	1610	310.000	6m	
5200	384"	5238							6m
5300	392"	5338	± 6.2	± 5.6	+ 13.4	1680	325.000	6m	
5400	400"	5438							6m
5500	408"	5538	± 6.4	± 5.8	+ 13.8	1750	340.000	6m	
5600	416"	5638							6m
5700	424"	5738	± 6.6	± 6.0	+ 14.2	1820	355.000	6m	
5800	432"	5838							6m
5900	440"	5938	± 6.8	± 6.2	+ 14.6	1890	370.000	6m	
6000	448"	6038							6m
6100	456"	6138	± 7.0	± 6.4	+ 15.0	1960	385.000	6m	
6200	464"	6238							6m
6300	472"	6338	± 7.2	± 6.6	+ 15.4	2030	400.000	6m	
6400	480"	6438							6m
6500	488"	6538	± 7.4	± 6.8	+ 15.8	2100	415.000	6m	
6600	496"	6638							6m
6700	504"	6738	± 7.6	± 7.0	+ 16.2	2170	430.000	6m	
6800	512"	6838							6m
6900	520"	6938	± 7.8	± 7.2	+ 16.6	2240	445.000	6m	
7000	528"	7038							6m
7100	536"	7138	± 8.0	± 7.4	+ 17.0	2310	460.000	6m	
7200	544"	7238							6m
7300	552"	7338	± 8.2	± 7.6	+ 17.4	2380	475.000	6m	
7400	560"	7438							6m
7500	568"	7538	± 8.4	± 7.8	+ 17.8	2450	490.000	6m	
7600	576"	7638							6m
7700	584"	7738	± 8.6	± 8.0	+ 18.2	2520	505.000	6m	
7800	592"	7838							6m
7900	600"	7938	± 8.8	± 8.2	+ 18.6	2590	520.000	6m	
8000	608"	8038							6m
8100	616"	8138	± 9.0	± 8.4	+ 19.0	2660	535.000	6m	
8200	624"	8238							6m
8300	632"	8338	± 9.2	± 8.6	+ 19.4	2730	550.000	6m	
8400	640"	8438							6m
8500	648"	8538	± 9.4	± 8.8	+ 19.8	2800	565.000	6m	
8600	656"	8638							6m
8700	664"	8738	± 9.6	± 9.0	+ 20.2	2870	580.000	6m	
8800	672"	8838							6m
8900	680"	8938	± 9.8	± 9.2	+ 20.6	2940	595.000	6m	
9000	688"	9038							6m
9100	696"	9138	± 10.0	± 9.4	+ 21.0	3010	610.000	6m	
9200	704"	9238							6m
9300	712"	9338	± 10.2	± 9.6	+ 21.4	3080	625.000	6m	
9400	720"	9438							6m
9500	728"	9538	± 10.4	± 9.8	+ 21.8	3150	640.000	6m	
9600	736"	9638							6m
9700	744"	9738	± 10.6	± 10.0	+ 22.2	3220	655.000	6m	
9800	752"	9838							6m
9900	760"	9938	± 10.8	± 10.2	+ 22.6	3290	670.000	6m	
10000	768"	10038							6m

註/NOTE :

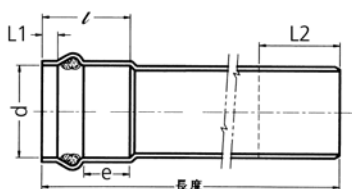
- ^(a)最大、最小外徑之許可差係指在任意截面之外徑測定值最大值及最小值(最大、最小外徑)與基準尺度之差。
- 一般壓力用管為淺灰色。
- 下水道及建築物污水用管為橘紅色，6"~12"長度為5m，14"~24"為訂製品。
- 其它顏色可經由協議後，予以訂購。
- 管材長度可由買賣雙方協議。
- ^(a)The tolerance of maximum and minimum diameter means the difference between the measured maximum and minimum values of outside diameter in a randomly picked cross-section (maximum and minimum diameter) and the reference dimension.
- PVC pressure pipes for general purposes are light gray, the length of 6"~12" is 5m, and the diameter of 14"~24" is made to order.
- PVC pipes for sewerage and sewer lines are reddish-orange.
- The other colors could be produced by deal with customers.
- Pipe length can be determined by the buyer and seller agreement.

*使用時注意事項 / Precautions :

- 在屋外儲存時，應避免直射日光，以不聚積熱氣的方式被蓋帆布等措施。
- 管不得直接加螺紋。
- 管不得噴射、塗布或接觸對其材質有不利影響之物質，例：丙酮、稀釋劑、雜酚油(cresol)、殺蟲劑、白蟻驅除劑等。再者，即使上述物質不直接與管件接觸時，例：須注意管淺埋時，若將上述物質灑在地面，則會滲透於地下而侵蝕管。
- 為降低管路沉降或溫度變化引起之伸縮等，依需要採取適當措施，例：在適當場所設置可撓性管件。
- When pipes are stored outside, please avoid direct sunlight and cover them with canvas without gathering heat.
- Don't install threads in pipes.
- Don't spray, coat or contact pipes with harmful substances, such as acetone, thinner, cresol, insecticide, termite repellent, etc. Furthermore, even if above substances do not directly contact pipes, please note that when the pipe is shallowly buried, if above substances are spilled on the ground, they will penetrate the ground and erode pipes.
- In order to reduce the expansion and contraction caused by pipeline subsidence or temperature changes, take appropriate measures as needed, for example: install flexible pipes in appropriate places.

4 PVC-U管規格 Specification of PVC-U Pipe

* 活套VP (B管) 一般用管 Ring-Seal Type VP (B Pipe) for General Use



單位 Unit : mm

標稱管徑 Nominal Pipe Size	平均內徑 最小值(d) (min)	有效插入長度 最小值(e) (min)	唇長最小值 (L1) (min)	管承口長度 最小值(L) (min)	雄管插入長度 L2(約) Insert Length of Male Adapter
40	1 1/2"	48.3	57	12	110
50	2"	60.3	58	15	115
65	2 1/2"	76.4	60	20	125
80	3"	89.5	61	20	130
100	4"	114.5	64	20	145
125	5"	140.6	67	25	150
150	6"	165.7	70	30	165
200	8"	216.9	76	30	190
250	10"	268.1	82	30	210
300	12"	319.3	88	35	235
350	14"	371.5	89	35	245
400	16"	421.7	91	35	265
450	18"	471.9	94	40	290
500	20"	522.1	96	40	305
600	24"	633.8	102	45	355

註：1. 管材長度可由買賣雙方協議。

2. 標稱管徑200以上之活套頭承口，其承口部分之厚度不得小於直管之厚度。

NOTE: 1. Pipe length can be determined by the buyer and seller agreement.

2. Thickness of loose socket (Nominal pipe size: above 200 mm) must be thinner than that of PVC-U pipe.

* 使用時注意事項 / Precautions:

- 在屋外儲存時，應避免直射日光，以不聚積熱氣的方式被蓋帆布等措施。
 - 管不得直接加螺紋。
 - 管不得噴射、塗布或接觸對其材質有不利影響之物質，例：丙酮、稀釋劑、雜酚油(cresol)、殺蟲劑、白蟻驅除劑等。再者，即使上述物質不直接與管接觸時，例：須注意管淺埋時，若將上述物質灑在地面，則會滲透於地下而侵蝕管。
 - 為降低管路沉陷或溫度變化引起之伸縮等，應依需要採取適當措施，例：在適當場所設置可撓性管件。
 - 接著劑應薄薄地均勻塗布在已清潔之管與管配件各黏合面，迅速黏合並保持插入力至規定時間。黏合後擦掉所溢出之接著劑。施工時，採取換氣等措施，以驅出管內之接著劑蒸氣。接著既須使用適合於管配件種類者。
- When pipes are stored outside, please avoid direct sunlight and cover them with canvas without gathering heat.
 - Don't install threads in pipes.
 - Don't spray, coat or contact pipes with harmful substances, such as acetone, thinner, cresol, insecticide, termite repellent, etc. Furthermore, even if above substances do not directly contact pipes, please note that when the pipe is shallowly buried, if above substances are spilled on the ground, they will penetrate the ground and erode pipes.
 - In order to reduce the expansion and contraction caused by pipeline subsidence or temperature changes, take appropriate measures as needed, for example: install flexible pipes in appropriate places.
 - Vinyl adhesive should be applied evenly and uniformly on the adhesive surfaces of cleaned pipes and their accessories; then, please adhere quickly and maintain the insertion force until the specified time; next, please wipe off vinyl adhesive out of pipes after bonding them. Last, please take measures such as ventilation to expel the vinyl adhesive vapor in pipes during the construction. Therefore, it is necessary to choose suitable pipes to match relative accessories.

(二) 自來水管 PVC-U Pipe for Water Supply (CNS 4053-1)

* W管
TYPE W

單位 Unit : mm

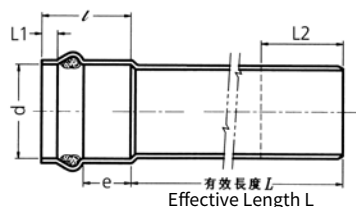
標稱管徑 Nominal Pipe Size	外徑 Outside Diameter			厚度 Wall Thickness		近似內徑 (參考) Approx. Inside Diameter	質量 (參考) Approx. Weight (kg/m)	20°C 使用 壓力 Allow working Pressure at 20°C (kgf/cm ²)	長度 Length (m)	
	基準尺度 Reference Diameter	最大、最小外徑之許可差 ^(a) Tolerance of max. and min outside diameter ^(a)	平均外徑之許可差 ^(b) Tolerance of mean outside diameter ^(b)	最小 Minimum	許可差 Tolerance					
13	3/8"	18	± 0.2	± 0.2	2.3	+ 0.4	13	0.174	7.6以下	4m
16	1/2"	22			2.7	+ 0.6	16	0.256		4m
20	3/4"	26			20		0.310	4m		
25	1"W	32			25	0.448	4m			
30	1 1/4"W	38	± 0.3	± 0.2	31	0.542	4m			
40	1 1/2"	48			40	0.791	4m			
50	2"	60	± 0.4	± 0.3	4.1	+ 0.8	51	1.122		4m
65	2 1/2"	76			67	1.445	4m			
80	3"	89	± 0.5	± 0.3	5.5	+ 0.8	78	2.202		4m
100	4"	114			100	3.409	5m			
125	5"	140	± 0.8	± 0.3	6.6	+ 1.0	124	4.464		5m
150	6"	165			7.0	+ 1.2	146	6.701		6m
200	8"	216	± 1.3	± 0.7	10.8	+ 1.4	194	10.559	6m	
250	10"	267			13.3	+ 1.8	239	16.119	6m	
300	12"	318	± 1.9	± 1.0	15.9	+ 2.2	285	22.976	6m	
350	14"	370			18.0	+ 2.6	332	30.407	6m	
400	16"	420	± 2.6	± 1.3	20.5	+ 3.0	376	39.336	6m	
450	18"	470			22.9	+ 3.4	421	49.223	6m	
500	20"	520	± 3.5	± 1.6	25.3	+ 3.8	466	60.218	6m	
600	24"	630			30.7	+ 4.0	565	87.746	6m	

註/NOTE:

- ^(a)最大、最小外徑之許可差係指在任意截面之外徑測定值最大值及最小值(最大、最小外徑)與基準尺度之差。
 - ^(b)平均外徑許可差係指在任意截面之圓周測定值除以圓周率3.142所得之值，或在圓周上等間隔之兩處外徑測定值之平均值(平均外徑)與基準尺度之差。
 - 管材長度可由買賣雙方協議。
- ^(a)The tolerance of maximum and minimum diameter means the difference between the measured maximum and minimum values of outside diameter in a randomly picked cross-section (maximum and minimum diameter) and the reference dimension.
 - ^(b)The tolerance of means outside diameter is the difference between the value obtained by dividing the circumference of randomly picked cross-section by the circular constant, 3.142, or the mean of measured value of outside diameter in two directions with mutually equal internal in a randomly picked cross-section (mean outside diameter) and the reference dimension.
 - Pipe length can be determined by the buyer and seller agreement.

4 PVC-U管規格 Specification of PVC-U Pipe

* 活套管(自來水用) Ring-Seal Type for Water Supply



單位 Unit : mm

標稱管徑 Nominal Pipe Size	平均內徑 最小值(d) (min) Mean Inside Diameter	有效插入長度 最小值(e) (min) Insert Effective Length	管承口長度 最小值(l) (min) Socket Length	雄管插入長度 L2(約) Insert Length of Male Adapter	有效長度 L	
40	1 1/2"	48.3	57	110	50~55	4m
50	2"	60.3	58	115	60~65	4m~7m
65	2 1/2"	76.4	60	125	70~75	4m~7m
80	3"	89.5	61	130	80~85	4m~7m
100	4"	114.5	64	145	90~100	5m~7m
125	5"	140.6	67	150	105~115	5m~7m
150	6"	165.7	70	165	120~130	6m~7m
200	8"	216.9	76	190	170~180	6m~7m
250	10"	268.1	82	210	200~210	6m~7m
300	12"	319.3	88	235	245~260	6m~7m
350	14"	371.5	89	245	285~300	6m~7m
400	16"	421.7	91	265	315~330	6m~7m
450	18"	471.9	94	290	345~360	6m~7m
500	20"	522.1	96	305	385~400	6m~7m
600	24"	633.8	102	355	460~475	6m~7m

註/NOTE:

- 200mm(8")以上為活套增厚管,其承口部分之厚度不得小於直管之厚度。
- 管材長度可由買賣雙方協議。
- Above 200mm(8") is the ring-seal type for drinking water, and its thickness of socket must be thicker than thickness of PVC-U pipe.
- Pipe length can be determined by the buyer and seller agreement.

* 使用時注意事項 / Precautions :

- 在屋外儲存時,應避免直射日光,以不聚積熱氣的方式被蓋帆布等措施。
- 管不得直接加螺紋。
- 管不得噴射、塗布或接觸對其材質有不利影響之物質,例:丙酮、稀釋劑、雜酚油(Creosote)、殺蟲劑、白蟻驅除劑等。再者,即使上述物質不直接與管接觸時,例:須注意管淺埋時,若將上述物質灑在地面,則會滲透於地下而侵蝕管。
- 為降低管路沉陷或溫度變化引起之伸縮等,應依需要採取適當措施,例:在適當場所設置可撓性管件。
- 接著劑應薄薄地均勻塗布在已清潔之管與管配件各黏合面,迅速黏合並保持插入力至規定時間。黏合後擦掉所溢出之接著劑。施工時,採取換氣等措施,以驅出管內之接著劑蒸氣。接著既須使用適合於管配件種類者。
- When pipes are stored outside, please avoid direct sunlight and cover them with canvas without gathering heat.
- Don't install threads in pipes.
- Don't spray, coat or contact pipes with harmful substances, such as acetone, thinner, cresol, insecticide, termite repellent, etc. Furthermore, even if above substances do not directly contact pipes, please note that when the pipe is shallowly buried, if above substances are spilled on the ground, they will penetrate the ground and erode pipes.
- In order to reduce the expansion and contraction caused by pipeline subsidence or temperature changes, take appropriate measures as needed, for example: install flexible pipes in appropriate places.
- Vinyl adhesive should be applied evenly and uniformly on the adhesive surfaces of cleaned pipes and their accessories; then, please adhere quickly and maintain the insertion force until the specified time; next, please wipe off vinyl adhesive out of pipes after bonding them. Last, please take measures such as ventilation to expel the vinyl adhesive vapor in pipes during the construction. Therefore, it is necessary to choose suitable pipes to match relative accessories.

(三) PVC-U電線導管 PVC-U Pipe for Electric Conduit Use (CNS 1302)

* E 管 TYPE E

單位 Unit : mm

標稱管徑 Nominal Pipe Size	外徑及 許可差 Outside Diameter and Tolerance	厚度 Wall Thickness		近似內徑 (參考) Approx. Inside Diameter	質量 (參考) Approx. Weight (kg/m)	長度 許可差 Length Tolerance	長度 Length (m)
		最小 Minimum	許可差 Tolerance				
13	3/8"	18 ± 0.2	1.8	+ 0.4	14	0.144	4m
16	1/2"	22 ± 0.2	1.8	+ 0.4	18	0.180	4m
20	3/4"	26 ± 0.2	1.8	+ 0.4	22	0.216	4m
28	1"	34 ± 0.3	2.7	+ 0.6	28	0.420	4m
35	1 1/4"	42 ± 0.3	3.1	+ 0.8	35	0.608	4m
41	1 1/2"	48 ± 0.4	3.1	+ 0.8	41	0.702	4m
52	2"	60 ± 0.5	3.6	+ 0.8	52	1.010	4m
65	2 1/2"	76 ± 0.5	4.1	+ 0.8	67	1.450	4m
80	3"	89 ± 0.5	5.1	+ 0.8	78	2.070	4m
100	4"	114 ± 0.6	6.6	+ 1.0	100	3.420	5m
125	5"	140 ± 0.8	7.0	+ 1.0	125	4.490	5m
150	6"	165 ± 1.0	8.5	+ 1.4	148	6.460	6m
200	8"	216 ± 1.3	10.5	+ 1.4	194	10.340	6m

註/NOTE :

- 外徑係指任意互相垂直兩外徑之算術平均值。
- 管材長度可由買賣雙方協議。
- Average O.D refers to the arithmetic arithmetic mean value of any two given O.D at the right angle to each other.
- Pipe length can be determined by the buyer and seller agreement.

* ES-1 管 TYPE ES-1

單位 Unit : mm

標稱管徑 Nominal Pipe Size	外徑及 許可差 Outside Diameter and Tolerance	厚度 Wall Thickness		近似內徑 (參考) Approx. Inside Diameter	質量 (參考) Approx. Weight (kg/m)	長度 許可差 Length Tolerance	長度 Length (m)
		最小 Minimum	許可差 Tolerance				
80	3"	89 ± 0.5	2.7	+ 0.6	83	1.160	4m
100	4"	114 ± 0.6	3.6	+ 0.8	106	1.980	5m
125	5"	140 ± 0.8	4.1	+ 0.8	131	2.750	5m
150	6"	165 ± 1.0	5.1	+ 0.8	154	3.960	5m

註/NOTE :

- 外徑係指任意互相垂直兩外徑之算術平均值。
- 管材長度可由買賣雙方協議。
- Average O.D refers to the arithmetic arithmetic mean value of any two given O.D at the right angle to each other.
- Pipe length can be determined by the buyer and seller agreement.

* 使用時注意事項 / Precautions :

- 管在屋外儲存時應避免日光直射,在熱氣可流通的方式下覆蓋帆布等措施。
- 不得對管直接切螺紋。
- 不得有對其材質有不良影響之物質,例如丙酮、稀釋劑、雜酚油、殺蟲劑、白蟻驅除劑等進行噴射、塗布。
- The pipes should be stored outdoors to avoid direct sunlight, in the hot air circulation can be covered under the canvas and other measures.
- Do not thread the pipe directly on the pipe.
- The material that adversely affects the pipes, Such as acetone, diluents, creosote, insecticides, termite repellents etc., should not sprayed and applied on the pipes.

4 PVC-U管規格 Specification of PVC-U Pipe

(四) 耐衝擊PVC-U管 PVC-U Pipe for High-Impact Use (CNS 14345)

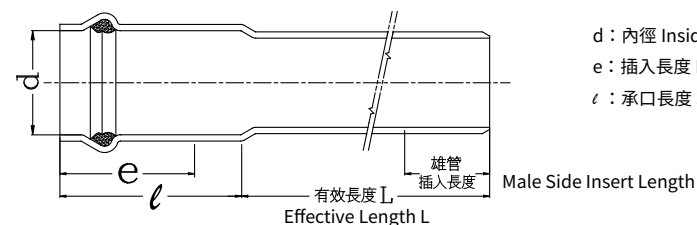
單位 Unit : mm

標稱管徑 Nominal Pipe Size	外徑 Outside Diameter			厚度 Wall Thickness		近似內徑 (參考) Approx. Inside Diameter	質量 (參考) Approx. Weight (kg/m)	
	基準尺度 Reference Diameter	最大、最小 外徑之許可差 ^(a) Tolerance of max. and min outside diameter ^(a)	平均外徑之許 可差 ^(b) Tolerance of mean outside diameter ^(b)	最小 Minimum	許可差 Tolerance			
16	1/2"	22	± 0.2	± 0.2	2.7	+ 0.6	16	0.251
20	3/4"	26			3.2		20	0.304
25	1"W	32	± 0.3	± 0.2	3.7	+ 0.8	25	0.439
30	1 1/4"W	38			4.1		31	0.531
40	1 1/2"	48	± 0.4	± 0.3	5.5	+ 1.0	40	0.774
50	2"	60			6.6		51	1.099
65	2 1/2"	76	± 0.5	± 0.3	7.5	+ 1.2	67	1.415
80	3"	89			9.0		77	2.156
100	4"	114	± 0.6	± 0.7	10.5	+ 1.4	100	3.338
125	5"	140			13.0		124	4.699
150	6"	165	± 1.0	± 0.9	15.5	+ 1.8	146	6.562
200	8"	216			18.0		194	10.089
250	10"	267	± 1.3	± 1.0	20.5	+ 2.2	239	15.473
300	12"	318			21.3		285	22.005
350	14"	370	± 1.6	± 1.2	22.2	+ 2.6	332	29.770
400	16"	420			23.0		376	38.511

註/NOTE:

- ^(a)最大、最小外徑之許可差係指在任意截面之外徑測定值最大值及最小值(最大、最小外徑)與基準尺度之差。
- 耐衝擊活套管之尺度規格與自來水用相同。
- 耐衝擊管為藍黑系顏色。
- 其他顏色可經由協議後予以訂購。
- 管材長度可由買賣雙方協議。
- ^(b)The tolerance of maximum and minimum diameter means the difference between the measured maximum and minimum values of outside diameter in a randomly picked cross-section (maximum and minimum diameter) and the reference dimension.
- The pipe sizes and specification of ring-seal type for High-Impact are same with the ring-seal type for Drinking water's.
- PVC-U pipe for High-Impact is dark black-blue color.
- The other colors could be produced by deal with customers.
- Pipe length can be determined by the buyer and seller agreement.

耐衝擊長型活套管 (A型) Ring-Seal Type A for High-Impact Use



d : 內徑 Inside Diameter
e : 插入長度 Insert Length
l : 承口長度 Socket Length

單位 Unit : mm

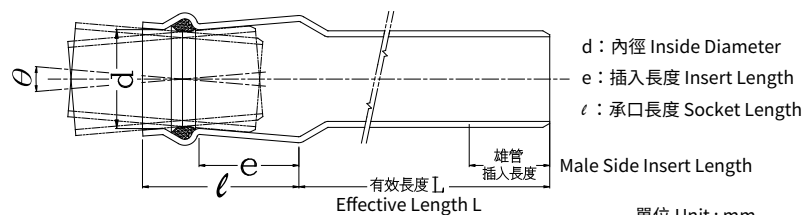
標稱管徑 Nominal Pipe Size	平均內徑 最小值(d) (min) Mean Inside Diameter	有效插入長度 最小值(e) (min) Insert Effective Length	管承口長度 最小值(l) (min) Socket Length	承口厚度 Wall Thickness of Socket		有效長度 L Effective Length	
				最小 Minimum	許可差 Tolerance		
40	1 1/2"	48.2	151	215	3.6	+0.8	4m
50	2"	60.3	156	220	4.1		4m~7m
65	2 1/2"	76.5	156	220	5.5	+1.0	4m~7m
80	3"	89.5	166	220	7.5		4m~7m
100	4"	114.6	179	235	9.0	+1.2	5m~7m
125	5"	140.6	191	245	10.5		5m~7m
150	6"	165.8	201	250	13.0	+1.8	6m, 7m
200	8"	217.0	222	270	15.5		6m, 7m
250	10"	268.1	248	290	18.0	+2.2	6m, 7m
300	12"	319.4	272	310	20.5		6m, 7m
350	14"	371.6	292	330	21.3	+2.6	6m, 7m
400	16"	422.0	312	350	23.0		6m, 7m

註/NOTE :

- 管材長度可由買賣雙方協議。
Pipe length can be determined by the buyer and seller agreement.

4 PVC-U管規格 Specification of PVC-U Pipe

耐衝擊可撓性活套管(B型) Ring-Seal Type B for High-Impact Use



d : 內徑 Inside Diameter
e : 插入長度 Insert Length
l : 承口長度 Socket Length

雄管插入長度 Male Side Insert Length

有效長度 L Effective Length L

單位 Unit : mm

標稱管徑 Nominal Pipe Size	平均內徑 最小值(d) (min) Mean Inside Diameter	有效插入長度 最小值(e) (min) Insert Effective Length	管承口長度 最小值(l) (min) Socket Length	承口厚度 Wall Thickness of Socket		有效長度 L Effective Length
				最小 Minimum	許可差 Tolerance	
40	1½"	48.3	44	105	3.6	4m
50	2"	60.3	50	125	4.1	4m~7m
65	2½"	76.4	55	135	+0.8	4m~7m
80	3"	89.5	60	145	5.5	4m~7m
100	4"	114.5	80	160	6.6	5m~7m
125	5"	140.6	90	175	7.5	5m~7m
150	6"	165.7	100	200	9.0	6m,7m
200	8"	216.9	115	235	10.5	6m,7m
250	10"	268.1	145	280	13.0	6m,7m
300	12"	319.3	170	320	15.5	6m,7m
350	14"	371.5	200	355	18	6m,7m
400	16"	421.7	230	380	20.5	6m,7m

註/NOTE :

1. 可撓性活套頭(B型)套接後雄管端之可撓度 θ : $\pm 5^\circ$ 以內。
2. 管材長度可由買賣雙方協議。
1. Ring-Seal Type B joint together, the deflection θ : Between $\pm 5^\circ$
2. Pipe length can be determined by the buyer and seller agreement.

(五) 管筏用PVC-U管 PVC-U Pipe for Raft Use (CNS 12698)

單位 Unit : mm

標稱管徑 Nominal Pipe Size	外徑及許可差 Outside Diameter and Tolerance	厚度及許可差 (mm) Wall Thickness and Tolerance	近似內徑 (參考) Approx. Inside Diameter	最大長度及 許可差 Greatest Length and Tolerance	質量(參考) Approx. Weight (kg/m)	
125	5"	140 ± 0.8	3.3 + 0.5	133	10,000	2.150
150	6"	165 ± 1.0	3.7 + 0.7	157	11,000	2.900
200	8"	216 ± 1.3	4.6 + 0.8	206	12,000	4.760
250	10"	267 ± 1.6	6.6 + 1.0	253	13,000	8.210
300	12"	318 ± 1.9	8.0 + 1.2	301	14,000	11.860
350	14"	370 ± 2.2	9.3 + 1.5	350	15,000	16.230
400	16"	420 ± 2.6	11.2 + 1.8	396	16,000	22.080
450	18"	470 ± 3.0	13.1 + 2.0	442	17,000	28.790

註/NOTE :

1. 外徑係指任意互相垂直兩外徑之算術平均值。
2. 管材長度可由買賣雙方協議。
1. Average O.D refers to the arithmetic mean value of any two given O.D at the right angle to each other.
2. Pipe length can be determined by the buyer and seller agreement.

用途：適用於沿海及淡水之漁撈、養殖作業之管筏用管。

Application: Rafts for coastal fishing, freshwater fishing, and aquaculture

(六) 鑿井用管 Well Drilling Engineering

單位 Unit : mm

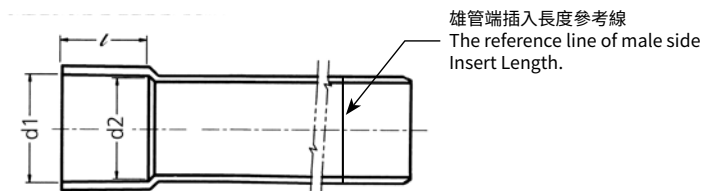
標稱管徑 Nominal Pipe Size	外徑及 許可差 Outside Diameter and Tolerance	厚度及許可差 (mm) Wall Thickness and Tolerance	近似內徑 (參考) Approx. Inside Diameter	重量參考 Approx. Weight (kg/m)	長度 Length (m)	
150	6"	165 ± 0.5	9.0+1.2	146	6.701	6m
200	8"	216 ± 0.7	11.0+0.7	194	10.129	6m
250	10"	267 ± 0.9	13.0+1.5	240	15.481	6m
300	12"	318 ± 1.0	15.5+1.8	286	21.962	6m
350	14"	370 ± 1.2	18.0+2.6	333	30.407	6m
400	16"	420 ± 1.3	20.5+3.0	378	39.336	6m
450	18"	470 ± 1.5	22.9+3.4	423	49.223	6m
500	20"	520 ± 1.6	25.3+3.8	468	60.218	6m
600	24"	630 ± 3.2	30.7+4.0	567	87.746	6m

註/NOTE :

1. 外徑係指任意互相垂直兩外徑之算術平均值。
2. 管材長度可由買賣雙方協議。
3. 依據經濟部水利署規劃試驗所編輯之「附冊三-地下水水井鑿井技術參考手冊」章節7.5鑿井工程因地面以下情況不能絕對控制，故工程工料之損耗或失敗無法完全避免。最常見者有下述現象：
 - (1)鑽孔：井孔崩塌彎曲，或鑽鑿特別艱難等。
 - (2)放管：接頭脫節管體陷落，管體破裂彎曲，或無法安放至預定深度等。
 - (3)填石：投填時擦塌孔壁，或架橋效應產生填充不實等。
 - (4)擴水：地層組織過於細緻久洗不清，孔壁坍塌錯亂挽救困難，或水井效率不足須延長擴水時間等。
 - (5)其他：機械故障、工具陷落、備料不足、進度滯緩、工時延誤等。
4. 影響鑿井工程發生損耗或失敗之因素頗為複雜，有：地層因素、設備因素、環境因素、氣候因素、技術因素、或其他不可抗因素等。謹提供予鑿井施工業者參考。
 1. Average O.D refers to the arithmetic mean value of any two given O.D at the right angle to each other.
 2. Pipe length can be determined by the buyer and seller agreement.
 3. According to Chapter 7.5 of the "Appendix III-Groundwater Well Drilling Technical Reference Manual" edited by the Planning and Testing Institute of the Ministry of Economic Affairs of the Ministry of Economic Affairs, the below-ground conditions cannot be absolutely controlled for the well drilling project, so the loss or failure of engineering materials cannot be completely avoided. The most common ones have the following phenomena:
 - (1) Drilling: the hole collapses and bends, or+ drilling is particularly difficult.
 - (2) Pipe release: The joint is disconnected, the tube body collapses, the tube body is broken and bent, or it cannot be placed to a predetermined depth, etc.
 - (3) Rock-filling: rub the wall of the collapsed hole during casting, or the filling effect caused by the bridging effect, etc.
 - (4) Water expansion: the stratum structure is too detailed to wash for a long time, the hole wall collapses and it is difficult to save, or the efficiency of the well is insufficient to extend the water expansion time.
 - (5) Others: mechanical failure, tool fall, insufficient material preparation, slow progress, delay in working hours, etc.
 4. The factors that affect the loss or failure of the well drilling project are quite complex, including: formation factors, equipment factors, environmental factors, climatic factors, technical factors, or other force majeure factors. Above information is for reference only.

4 PVC-U管規格 Specification of PVC-U Pipe

(七) T.S. 放口管(單放) Pipe With Solvent Cement Socket (Single Socket)



單位 Unit : mm

標稱管徑 Nominal Pipe Size	平均內徑		放口頭長度 (ℓ) (min) 最小值	
	d1(口部)	d2(根部)		
13	3/8"	18.40±0.20	17.53±0.20	26
16	1/2"	22.40±0.20	21.52±0.20	30
20	3/4"	26.45±0.20	25.42±0.20	35
25	1"W	32.55±0.25	31.37±0.25	40
30	1 1/4"W	38.60±0.25	37.31±0.25	44
40	1 1/2"	48.70±0.30	47.21±0.30	55
50	2"	60.80±0.30	59.10±0.30	63
65	2 1/2"	76.80±0.30	75.12±0.30	64
80	3"	89.60±0.30	88.30±0.30	64
100	4"	114.70±0.30	113.20±0.30	84
125	5"	140.90±0.40	139.10±0.40	104
150	6"	166.00±0.50	163.90±0.50	132
200	8"	217.90±0.80	213.90±0.80	200
250	10"	269.30±0.90	264.30±0.90	250
300	12"	320.70±1.00	314.70±1.00	300
350	14"	373.10±1.00	366.10±1.00	350
400	16"	423.60±1.20	415.60±1.20	400
450	18"	474.00±1.20	465.00±1.20	450
500	20"	524.50±1.30	514.50±1.30	500
600	24"	635.30±2.10	623.30±2.10	600
*700	*28"	738.10±2.40	724.10±2.40	700

註 /NOTE :

- VP(B管) 適用標稱管徑 13 ~ 600, VU(A管) 適用標稱管徑 40 ~ 700, W管適用標稱管徑 13 ~ 600。
- 管材長度可由買賣雙方協議。
- 出廠時, 每支 TS 單放口管材之雄管端均有畫上插入長度參考線, 主要係提供管材與管材接合時參考用, 若用於管材與接頭接合時, 因接頭承口長度較短, 容易出現參考線超出接頭承口長度之情形。
- "*" 表示模具開發中。
- Nominal diameter 13-600 apply for VP(B Pipe) pipes, and 40~700 apply for VU(A Pipe) pipes, and 13-600 apply for W pipes.
- Pipe length can be determined by the buyer and seller agreement.
- At the time of delivery, the male pipe end of each T.S. single-socket pipe has a drawing length reference line, which is mainly used for reference when the pipe and the pipe are joined. If the T.S. single-socket pipe is used for jointing with the fitting, the reference line will exceed the length of the fitting's socket.
- * : Molds are under development.

5 PVC-DWV發泡管規格 Specifications of PVC-DWV foam core pipes

(一)PVC-DWV發泡管規格 : (CNS 14589) Specifications of PVC-DWV foam core pipes

單位 Unit : mm

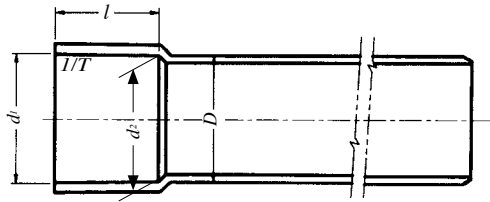
標稱管徑 Nominal Pipe Size	外徑 Outside Diameter	厚度 Wall Thickness		近似內徑 (參考) Approx. Inside Diameter	質量 (參考) Approx. Weight (kg/m)	
		平均外徑之許可差 ^(a) Tolerance of mean outside Diameter ^(a)	最小 Minimum			許可差 Tolerance
40	1 1/2"	48±0.15	3.6	+0.8	40	0.631
50	2"	60±0.15	4.1	+0.8	51	0.897
65	2 1/2"	76±0.18	4.5	+0.8	67	1.239
80	3"	89±0.20	5.4	+0.8	78	1.592
100	4"	114±0.23	6.6	+1.0	100	2.505
125	5"	140±0.25	7.0	+1.0	125	3.278
150	6"	165±0.28	8.0	+1.4	148	4.485
200	8"	216±0.38	9.0	+1.4	197	6.600

註/ Note :

- 外徑係指任意垂直兩方向之外徑算術平均值。
- 質量之計算係以最小厚度加厚度許可差之1/2為計算厚度, 並以比重為1.0而計算者。
- 下水道用PVC-DWV發泡管之顏色為橘紅色。
- 一般用或固網用之PVC-DWV發泡管顏色為淺灰色。
- Outer diameter shall refer to the arithmetic mean value of any 2 given O.D. at the right angle to each other.
- Approximate weight shall be estimated by adding the minimum thickness to 1/2 of the allowable thickness tolerance at the specific gravity of 1.0.
- PVC-DWV foam core pipes for ground water works shall be of orange color.
- PVC-DWV foam core pipes for regular applications or telephone network cables shall be of light gray color.
- PVC-DWV發泡管所使用之接頭與一般CNS規格之PVC射出接頭相同。
- PVC-DWV發泡管接合所使用之膠合劑與一般PVC管相同。
- PVC-DWV foam core pipes uses the same fittings with CNS PVC fittings.
- PVC-DWV foam core pipes will be connected with CNS PVC fittings by PVC rigid adhesive.

5 PVC-DWV發泡管規格 Specifications of PVC-DWV foam core pipes

(二) PVC-DWV發泡管TS放口規格：(CNS 14589) Specification for PVC-DWV foam core pipes with TS Solvent Cement Socket



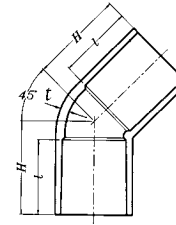
單位 Unit : mm

標稱管徑 Nominal Pipe Size	D	d1	1/T	l
40 1 1/2"	48±0.15	48.7±0.30	1/37	55 ⁺⁵ / ₋₁
50 2"	60±0.15	60.8±0.30	1/56	70 ⁺¹⁰ / ₋₅
65 2 1/2"	76±0.18	76.8±0.30	1/60	90 ⁺¹⁰ / ₋₅
80 3"	89±0.20	89.8±0.30	1/64	90 ⁺¹⁰ / ₋₅
100 4"	114±0.23	115.0±0.35	1/68	130 ⁺¹⁰ / ₋₅
125 5"	140±0.25	141.2±0.40	1/70	150 ⁺¹⁰ / ₋₅
150 6"	165±0.28	166.4±0.45	1/72	170 ⁺¹⁰ / ₋₅
200 8"	216±0.38	217.8±0.55	1/74	220 ⁺¹⁰ / ₋₅

註/Note:

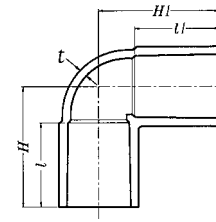
$$1. 1/T = \frac{d1-d2}{l} \quad (d2 \text{ 為底端之內徑} / d2 \text{ as the inner diameter of the bottom})$$

6 自來水用接頭規格 Specification of PVC-U Fittings for Water Supply



45° WL 型接頭 45° Elbow 單位 : mm

規格 Size	t	l	H
16 1/2"	3.5	30	38
20 3/4"	3.5	35	44
25 1"W	4.0	40	51
30 1 1/4"W	4.0	44	56
40 1 1/2"	4.5	55	69
50 2"	5.0	63	80
65 2 1/2"	6.6	61	83
80 3"	8.0	64	97
100 4"	10.0	84	122
125 5"	11.0	104	149
150 6"	13.0	132	184
200 8"	15.0	164	224

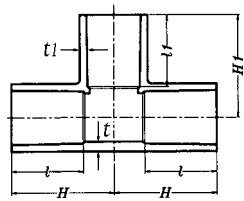


90° WL 型接頭 90° Elbow 單位 : mm

規格 Size	t	l	H
13 3/8"	3.0	26	36
16 1/2"	3.5	30	43
20 3/4"	3.5	35	50
25 1"W	4.0	40	58
30 1 1/4"W	4.0	44	65
40 1 1/2"	4.5	55	82
50 2"	5.0	63	96
65 2 1/2"	6.6	61	110
80 3"	8.0	64	120
100 4"	10.0	84	153
125 5"	11.0	104	188
150 6"	13.0	132	230
200 8"	15.0	164	288

6 自來水用接頭規格

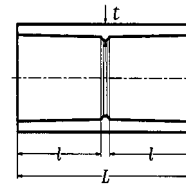
Specification of PVC-U Fittings for Water Supply



WT 型同徑接頭 Tee

單位 : mm

規格 Size	t	l	l1	H	H1
13 3/8"	3.0	26	26	36	36
16 1/2"	3.5	30	30	43	43
20 3/4"	3.5	35	35	50	50
25 1"W	4.0	40	40	58	58
30 1 1/4"W	4.0	44	44	65	65
40 1 1/2"	4.5	55	55	82	82
50 2"	5.0	63	63	96	96
65 2 1/2"	6.6	61	61	110	110
80 3"	8.0	64	64	120	120
100 4"	10.0	84	84	152	152
125 5"	11.0	104	104	187	187
150 6"	13.0	132	132	230	230
200 8"	15.0	164	164	287.5	287.5



WS 型同徑接頭 Coupling

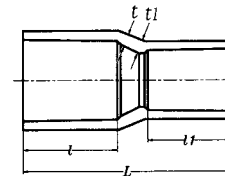
單位 : mm

規格 Size	t	l	L
13 3/8"	3.0	26	57
16 1/2"	3.5	30	67
20 3/4"	3.5	35	77
25 1"W	4.0	40	87
30 1 1/4"W	4.0	44	95
40 1 1/2"	4.5	55	117
50 2"	5.0	63	133
65 2 1/2"	6.6	61	145
80 3"	8.0	64	155
100 4"	10.0	84	200
125 5"	11.0	104	240
150 6"	13.0	132	300
200 8"	15.0	164	360

WT 型異徑接頭 Reducer Coupling

單位 : mm

規格 Size	t	t1	l	l1	H	H1
16x13 1/2"x3/8"	3.5	3.0	30.0	26.0	41.0	38.0
20x13 3/4"x3/8"	3.5	3.0	35.0	26.0	46.0	40.0
20x16 3/4"x1/2"	3.5	3.5	35.0	30.0	48.0	45.0
25x13 1"Wx3/8"	4.0	3.0	40.0	26.0	51.0	43.0
25x16 1"Wx1/2"	4.0	3.5	40.0	30.0	53.0	48.0
25x20 1"Wx3/4"	4.0	3.5	40.0	35.0	55.0	53.0
30x13 1 1/4"Wx3/8"	4.0	3.0	44.0	26.0	55.0	46.0
30x16 1 1/4"Wx1/2"	4.0	3.5	44.0	30.0	57.0	51.0
30x20 1 1/4"Wx3/4"	4.0	3.5	44.0	35.0	59.0	56.0
30x25 1 1/4"Wx1"W	4.0	3.5	44.0	40.0	62.0	61.0
40x13 1 1/2"x3/8"	4.5	3.0	55.0	26.0	66.0	52.0
40x16 1 1/2"x1/2"	4.5	3.5	55.0	30.0	68.0	57.0
40x20 1 1/2"x3/4"	4.5	3.5	55.0	35.0	70.0	62.0
40x25 1 1/2"x1"W	4.5	3.5	55.0	40.0	73.0	67.0
40x30 1 1/2"x1 1/4"W	4.5	4.0	55.0	44.0	76.0	71.0
50x13 2"x3/8"	5.0	3.0	63.0	26.0	74.0	58.0
50x16 2"x1/2"	5.0	3.5	63.0	30.0	76.0	63.0
50x20 2"x3/4"	5.0	3.5	63.0	35.0	78.0	68.0
50x25 2"x1"W	5.0	4.0	63.0	40.0	81.0	73.0
50x30 2"x1 1/4"W	5.0	4.0	63.0	44.0	84.0	77.0
50x40 2"x1 1/2"	5.0	4.5	63.0	55.0	90.0	88.0
65x40 2 1/2"x1 1/2"	6.6	4.5	61.0	55.0	100.0	96.0
65x50 2 1/2"x2"	6.6	5.0	61.0	63.0	101.0	104.0
80x25 3"x1"W	8.0	4.0	64.0	40.0	93.0	88.0
80x40 3"x1 1/2"	8.0	4.5	64.0	55.0	100.0	102.0
80x50 3"x2"	8.0	5.0	64.0	63.0	105.0	110.0
80x65 3"x2 1/2"	8.0	6.6	64.0	61.0	113.0	117.0
100x50 4"x2"	10.0	5.0	84.0	63.0	125.0	122.0
100x80 4"x3"	10.0	8.0	84.0	64.0	140.0	132.0
125x80 5"x3"	11.0	8.0	104.0	64.0	160.0	147.0
125x100 5"x4"	11.0	10.0	104.0	84.0	173.0	167.0
150x80 6"x3"	13.0	8.0	132.0	64.0	195.0	158.0
150x100 6"x4"	13.0	10.0	132.0	84.0	208.0	182.0
150x125 6"x5"	13.0	11.0	132.0	104.0	217.0	201.0
200x100 8"x4"	15.0	10.0	164.0	84.0	236.5	204.0
200x150 8"x6"	15.0	13.0	164.0	132.0	264.0	252.0

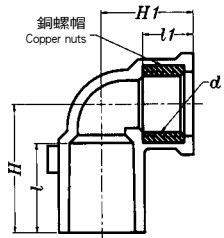


WS 型異徑接頭 Reducer Coupling

單位 : mm

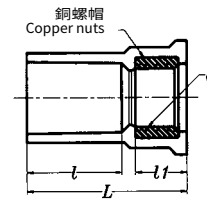
規格 Size	t	t1	l	l1	L
16x13 1/2"x3/8"	3.5	3.0	30	26	61
20x13 3/4"x3/8"	3.5	3.0	35	26	68
20x16 3/4"x1/2"	3.5	3.5	35	30	71
25x13 1"Wx3/8"	4.0	3.0	40	26	86
25x16 1"Wx1/2"	4.0	3.5	40	30	85
25x20 1"Wx3/4"	4.0	3.5	40	35	84
30x16 1 1/4"Wx1/2"	4.0	3.5	44	30	95
30x20 1 1/4"Wx3/4"	4.0	3.5	44	35	93
30x25 1 1/4"Wx1"W	4.0	4.0	44	40	93
40x20 1 1/2"x3/4"	4.5	3.5	55	35	113
40x25 1 1/2"x1"W	4.5	4.0	55	40	114
40x30 1 1/2"x1 1/4"W	4.5	4.0	55	44	114
50x20 2"x3/4"	5.0	3.5	63	35	116
50x25 2"x1"W	5.0	4.0	63	40	140
50x30 2"x1 1/4"W	5.0	4.0	63	44	136
50x40 2"x1 1/2"	5.0	4.5	63	55	136
65x40 2 1/2"x1 1/2"	6.6	4.5	61	55	145
65x50 2 1/2"x2"	6.6	5.0	61	63	149
80x40 3"x1 1/2"	8.0	4.5	64	55	153
80x50 3"x2"	8.0	5.0	64	63	165
80x65 3"x2 1/2"	8.0	6.6	64	61	159
100x80 4"x3"	10.0	8.0	84	64	190
125x100 5"x4"	11.0	10.0	104	84	229
150x100 6"x4"	13.0	10.0	132	84	295
150x125 6"x5"	13.0	11.0	132	104	272
200x100 8"x4"	15.0	10.0	164	84	340
200x125 8"x5"	15.0	11.0	164	104	345
200x150 8"x6"	15.0	13.0	164	132	350

6 自來水用接頭規格 Specification of PVC-U Fittings for Water Supply



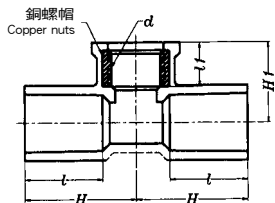
龍 L 入銅接頭 Faucet Fitting — 90° Elbow 單位: mm

規格 Size	l	H	螺牙THREAD		H1	
			d	l1		
16	1/2"	30	43	PF1/2"	17	32
20	3/4"	35	51	PF3/4"	19	36



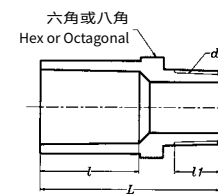
龍 S 入銅接頭 Faucet Fitting — Female Adapter 單位: mm

規格 Size	l	L	螺牙THREAD		
			d	l1	
16	1/2"	30	PF1/2"	17	52
20	3/4"	35	PF3/4"	19	59



龍 T 入銅接頭 Faucet Fitting — Fixture TEE 單位: mm

規格 Size	l	H	螺牙THREAD		H1	
			d	l1		
16	1/2"	30	43	PF1/2"	17	32
20	3/4"	35	51	PF3/4"	19	36



止閥接頭(塑膠牙)
Male Adapter (Plastic Thread) 單位: mm

規格 Size	l	L	螺牙THREAD		
			d	l1	
13	3/8"	26	PT1/2"	15	50
16	1/2"	30	PT1/2"	15	54
20	3/4"	35	PT3/4"	17	64
25	1"W	40	PT1"	19	71
30	1 1/4"W	44	PT1 1/4"	22	80
40	1 1/2"	55	PT1 1/2"	22	92
50	2"	63	PT2"	26	106

註/Note :

五樓以上之建築物，其水龍頭接頭請全部使用入銅製品。

For buildings above fifth floor, please use insert bronze nut for all faucet fittings.

註/Note :


五樓以上之建築物，其水龍頭接頭請全部使用入銅製品。

For buildings above fifth floor, please use insert bronze nut for all faucet fittings.

6

自來水用接頭規格

Specification of PVC-U Fittings for Water Supply



由令 Union

單位: mm

規格 Size	t	W	L
16 1/2"	3.0	5	85
20 3/4"	3.0	6	90
25 1"W	3.5	7	100
30 1 1/4"W	3.5	8	110
40 1 1/2"	4.0	8	120
50 2"	4.5	9	130

塞頭 Cap

單位: mm

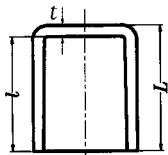


圖1 FIG.1

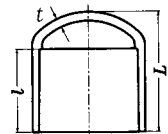
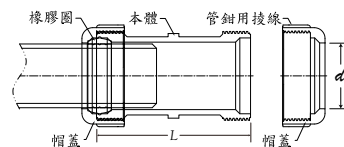


圖2 FIG.2

規格 Size	t	l	L
13 3/8"	3.0	26	29
16 1/2"	3.5	30	33.5
20 3/4"	3.5	35	38.5
25 1"W	4.0	40	44
30 1 1/4"W	4.0	44	48
40 1 1/2"	4.5	55	59.5
50 2"	5.0	63	68
65 2 1/2"	6.6	61	96
80 3"	8.0	64	105
100 4"	10.0	84	138
125 5"	11.0	104	160
150 6"	13.0	132	205
200 8"	15.0	164	257



伸縮接頭 Compression Fitting

特性 Characteristics:

1. 施工簡便、容易裝卸、施工不受天候影響、施工後可立即通水、耐水壓强度高、具有伸縮效果。
 2. 適用於埋設地下管線，若用於地上配管時，伸縮接頭需予以固定住，防止滑動。
1. Compression fitting, which is easy for construction and loading without weather impact, features superb compression and water pressure resistance.
 2. Compression fitting, not only used for underground pipeline but also suitable for above-ground pipeline, needs to be fixed tightly to avoid sliding.

用途 Applications:

1. 適用於中小口徑壓力管線。
 2. 可吸收直線配管因熱脹冷縮所產生的伸縮量。
 3. 作為管線破裂後之緊急快速搶修接頭。
1. Applicable to high pressure pipeline (for small and medium size of compression fittings use).
 2. Able to absorb piping's expansion resulted from thermal expansion and contraction.
 3. Suitable for fixing damaged compression fittings of cracked pipeline.

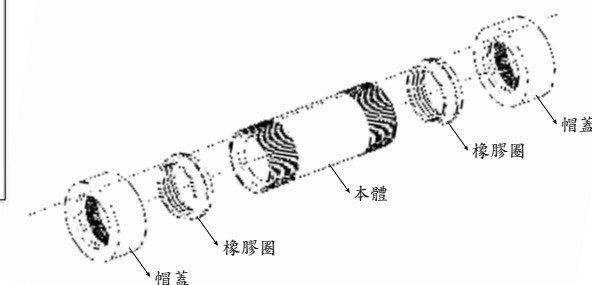


單位: mm

規格 Size	內徑 d 及許可差 Inside Diameter and Tolerance	本體長度 L
16 1/2"	22.8 ± 0.3	90
20 3/4"	26.8 ± 0.3	90
50 2"	61.5 ± 0.5	144
65 2 1/2"	77.5 ± 0.5	183
80 3"	90.8 ± 0.5	223
100 4"	116.0 ± 0.6	251

註/Remark:

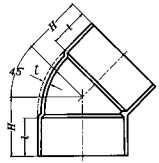
1. 橡膠圈材質依CNS 10774之I類A5之規定。
1. The rubber ring material is in accordance with the A5 of Class I in CNS 10774.



7 灰色一般用接頭規格(厚、薄) Specification of gray fitting (thick and thin)

45° L 型接頭 45° Elbow

單位: mm

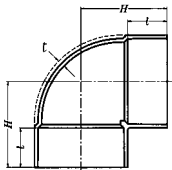


規格 Size	厚接頭(45° OL) Thick			薄接頭(45° 排L) Thin		
	t	l	H	t	l	H
16	1/2"	3.5	30	38		
20	3/4"	3.5	35	44		
25	1"W	4.0	40	51		
30	1 1/4"W	4.0	44	56		
40	1 1/2"	4.5	55	69	2.0	22
50	2"	5.0	63	80	2.0	25
65	2 1/2"	5.0	69	90	2.5	35
80	3"	6.0	72	95	3.0	40
90	3 1/2"	6.5	80	105	3.0	50
100	4"	7.5	92	121	3.5	50
125	5"	8.0	112	150	3.5	65
150	6"	9.0	140	186	4.0	80
200	8"	10.5	172	224	7.5	100
250	10"	13.0	185	248	8.5	130
300	12"				10.0	150
						223

註: 紅色字體為自來水用接頭規格, 亦可用於灰色一般管路配管。
Note: The red font refers the specification of tap water fitting which can also be used for gray piping project.

90° L 型接頭 90° Elbow

單位: mm



規格 Size	厚接頭(90° OL) Thick			薄接頭(90° 排L) Thin		
	t	l	H	t	l	H
13	3/8"	3.0	26	36		
16	1/2"	3.5	30	43		
20	3/4"	3.5	35	50		
25	1"W	4.0	40	58		
30	1 1/4"W	4.0	44	65		
40	1 1/2"	4.5	55	82	2.0	22
50	2"	5.0	63	96	2.0	25
65	2 1/2"	5.0	69	110	3.0	35
80	3"	6.0	72	120	3.0	40
90	3 1/2"	6.5	80	135	3.0	50
100	4"	7.5	92	152	3.5	50
125	5"	8.0	112	188	3.5	65
150	6"	9.0	140	228	4.0	80
200	8"	10.5	172	288	7.5	100
250	10"	13.0	185	326	8.5	130
300	12"				10.0	150
						316

註: 紅色字體為自來水用接頭規格, 亦可用於灰色一般管路配管。
Note: The red font refers the specification of tap water fitting which can also be used for gray piping project.

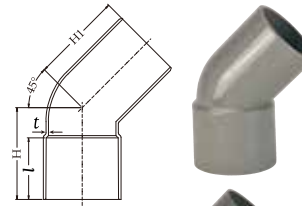
註/Note:

厚規格製品亦可依上列圖示之虛線製造。

Thick product of fitting can also be manufactured according to the dotted line of above diagram.

45° L 型單放口接頭 45° Elbow with Spigot End

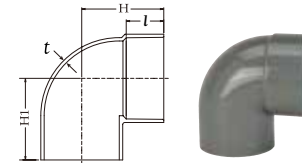
單位: mm



規格 Size	厚接頭(45° OL) Thick				薄接頭(45° 排L) Thin			
	t	l	H	H1	t	l	H	H1
40	1 1/2"				2.0	22	47.5	34
50	2"	4.0	63	85	85	2.0	25	57
65	2 1/2"				2.5	35	75	53
80	3"	5.5	72	95	95	2.5	40	86.5
90	3 1/2"				2.5	50	102	73
100	4"	7.0	92	121	121	3.5	50	110
125	5"	7.5	112	148	148			
150	6"	8.5	140	180	180			

90° L 型單放口接頭 90° Elbow with Spigot End

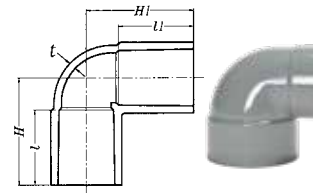
單位: mm



規格 Size	厚接頭(90° OL) Thick				薄接頭(90° 排L) Thin			
	t	l	H	H1	t	l	H	H1
40	1 1/2"				2.0	22	47.5	49
50	2"	4.0	63	96	101	2.0	25	57
65	2 1/2"				2.5	35	75	76.5
80	3"				2.5	40	86.5	88
90	3 1/2"				2.5	50	102	103.5
100	4"	7.0	92	152	159.5	3.5	50	110
								114

90° L 型異徑接頭 90° Reducer Elbow

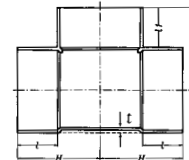
單位: mm



規格 Size	厚接頭(90° OL) Thick					薄接頭(90° 排L) Thin				
	t	l	l1	H	H1	t	l	l1	H	H1
20x16	3/4"x1/2"	3.5	35	30	48	44.5				
25x16	1"Wx1/2"	4	40	30	53	48.5				
25x20	1"Wx3/4"	4	40	35	55	53.5				
65x50	2 1/2"x2"						3.0	35	25	69
										66

T 型同徑接頭 Tee

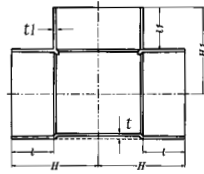
單位: mm



規格 Size	厚接頭(OT) Thick					薄接頭(排T) Thin				
	t	l	l1	H	H1	t	l	l1	H	H1
13	3/8"	3.0	26	26	36	36				
16	1/2"	3.5	30	30	43	43				
20	3/4"	3.5	35	35	50	50				
25	1"W	4.0	40	40	58	58				
30	1 1/4"W	4.0	44	44	65	65				
40	1 1/2"	4.5	55	55	82	82	2.0	22	22	48
50	2"	5.0	63	63	96	96	2.0	25	25	59
65	2 1/2"	6.6	61	61	110	110	2.5	35	35	77
80	3"	8.0	64	64	120	120	3.0	40	40	88
90	3 1/2"	6.5	80	80	135	135	3.0	50	50	102
100	4"	10.0	84	84	152	152	3.5	50	50	112
125	5"	8.0	112	112	188	188	3.5	65	65	145
150	6"	9.0	140	140	228	228	4.0	80	80	167
200	8"	10.5	172	172	287.5	287.5	7.5	100	100	215
250	10"	13.0	185	185	325	325	8.5	130	130	270
300	12"						10.0	150	150	316
										316

註: 紅色字體為自來水用接頭規格, 亦可用於灰色一般管路配管。
Note: The red font refers the specification of tap water fitting which can also be used for gray piping project.

7 灰色一般用接頭規格(厚、薄) Specification of gray fitting (thick and thin)



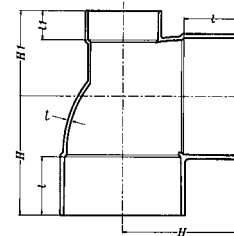
T型異徑接頭 Reducer Tee

單位 : mm

規格 Size	厚接頭(OT) Thick							薄接頭(排T) Thin						
	t	t1	l	l1	H	H1	t	t1	l	l1	H	H1		
16x13	1/2"x3/8"	3.5	3.0	30	26	41	38							
20x13	3/4"x3/8"	3.5	3.0	35	26	46	40							
20x16	3/4"x1/2"	3.5	3.5	35	30	48	45							
25x13	1"Wx3/8"	4.0	3.0	40	26	51	43							
25x16	1"Wx1/2"	4.0	3.5	40	30	53	48							
25x20	1"Wx3/4"	4.0	3.5	40	35	55	53							
30x13	1 1/4"Wx3/8"	4.0	3.0	44	26	55	46							
30x16	1 1/4"Wx1/2"	4.0	3.5	44	30	57	51							
30x20	1 1/4"Wx3/4"	4.0	3.5	44	35	59	56							
30x25	1 1/4"Wx1"W	4.0	3.5	44	40	62	61							
40x13	1 1/2"x3/8"	4.5	3.0	55	26	66	52							
40x16	1 1/2"x1/2"	4.5	3.5	55	30	68	57							
40x20	1 1/2"x3/4"	4.5	3.5	55	35	70	62							
40x25	1 1/2"x1"W	4.5	3.5	55	40	73	67							
40x30	1 1/2"x1 1/4"W	4.5	4.0	55	44	76	71							
50x13	2"x3/8"	5.0	3.0	63	26	74	58							
50x16	2"x1/2"	5.0	3.5	63	30	76	63							
50x20	2"x3/4"	5.0	3.5	63	35	78	68	2.0	2.0	25.0	20.0	45	51	
50x25	2"x1"W	5.0	4.0	63	40	81	73							
50x30	2"x1 1/4"W	5.0	4.0	63	44	84	77							
50x40	2"x1 1/2"	5.0	4.5	63	55	90	88	2.0	2.0	25.0	22.0	52	55	
65x20	2 1/2"x3/4"	5.0	3.5	69	35	84	74	2.5	2.0	35.0	20.0	57.5	59	
65x25	2 1/2"x1"W	5.0	3.5	61	40	82	82							
65x40	2 1/2"x1 1/2"	6.6	4.5	61	55	100	96	3.0	2.0	35.0	22.0	63	62	
65x50	2 1/2"x2"	6.6	5.0	61	63	101	104	2.5	2.0	35.0	25.0	68	65	
80x20	3"x3/4"	6.0	3.5	72	35	90	82							
80x25	3"x1"W	8.0	4.0	64	40	93	88							
80x40	3"x1 1/2"	8.0	4.5	64	55	100	102	3.0	2.0	40.0	22.0	67	70	
80x50	3"x2"	6.0	4.5	72	63	105	115	3.0	2.0	40.0	25.0	73	73	
80x65	3"x2 1/2"	6.0	5.0	72	69	113	117							
90x40	3 1/2"x1 1/2"							3.0	2.0	50.0	22.0	78	74	
90x50	3 1/2"x2"							3.0	2.0	50.0	25.0	84	77	
90x65	3 1/2"x2 1/2"							3.0	3.0	50.0	35.0	91	88	
100x40	4"x1 1/2"	7.5	4.0	92	55	120	115	3.5	2.0	50.0	22.0	76	83	
100x50	4"x2"	7.5	4.5	92	63	125	122	3.5	2.0	50.0	25.0	85.5	85	
100x65	4"x2 1/2"							3.5	3.0	50.0	35.0	92	96	
100x80	4"x3"	7.5	6.0	92	72	140	132	3.5	3.0	50.0	40.0	98	101	
125x65	5"x2 1/2"							3.5	3.0	65.0	35.0	107	110	
125x80	5"x3"	8.0	6.0	112	72	160	148	3.5	3.0	65.0	40.0	113	115	
125x100	5"x4"	8.0	7.5	112	92	174	168	3.5	3.5	65.0	50.0	127.5	125	
150x65	6"x2 1/2"							4.0	3.0	80.0	35.0	122	121	
150x80	6"x3"	9.0	6.0	140	72	190	155	4.0	3.0	80.0	40.0	127	126	
150x100	6"x4"	9.0	7.5	140	92	202	182	4.0	3.5	80.0	50.0	142	137	
150x125	6"x5"	9.0	8.0	140	112	214.5	200							
200x100	8"x4"	10.5	7.5	172	92	236.5	204	7.5	3.5	100.0	50.0	165	165	
200x150	8"x6"	10.5	9.0	172	140	264	252	7.5	4.0	100.0	80.0	185	195	

註：1.紅色字體為自來水用接頭規格，亦可用於灰色一般管路配管。
2.厚規格製品亦可依上列圖示之虛線製造。

Note: 1.The red font refers the specification of tap water fitting which can also be used for gray piping project.
2.Thick product of fitting can also be manufactured according to the dotted line of above diagram.



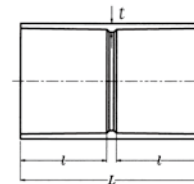
排氣 T 型排水接頭 Vent Tee

單位 : mm

規格 Size	t	t1	l	l1	H	H1	
90x40	3 1/2"x1 1/2"	3.0	2.0	50	22	102	70
90x50	3 1/2"x2"	3.0	2.0	50	25	102	73
100x50	4"x2"	3.5	2.0	50	25	110	80

S型同徑接頭 Coupling

單位 : mm

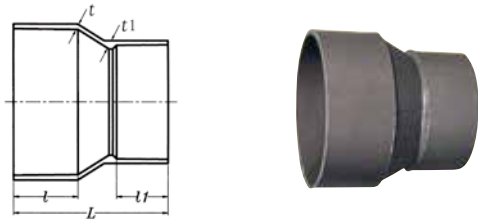


規格 Size	厚接頭(OS) Thick			薄接頭(排S) Thin			
	t	l	L	t	l	L	
13	3/8"	3.0	26	57			
16	1/2"	3.5	30	67			
20	3/4"	3.5	35	77			
25	1"W	4.0	40	87			
30	1 1/4"W	4.0	44	95			
40	1 1/2"	4.5	55	117	2.0	22	47
50	2"	5.0	63	133	2.0	25	53
65	2 1/2"	6.6	61	145	2.5	35	73
80	3"	6.0	72	152	3.0	40	84
90	3 1/2"	6.5	80	166	3.0	50	104
100	4"	7.5	92	200	3.5	50	104
125	5"	8.0	112	235	3.5	65	134
150	6"	9.0	140	300	4.0	80	164
200	8"	10.5	172	360	7.5	100	205
250	10"	13.0	185	400	8.5	130	270

註：紅色字體為自來水用接頭規格，亦可用於灰色一般管路配管。
Note: The red font refers the specification of tap water fitting which can also be used for gray piping project.

7 灰色一般用接頭規格(厚、薄)

Specification of gray fitting (thick and thin)



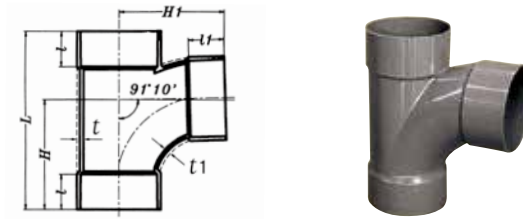
S型異徑接頭 Reducer Coupling

單位: mm

規格 Size	厚接頭(OS) Thick					薄接頭(排S) Thin				
	t	t1	l	l1	L	t	t1	l	l1	L
16x13 1/2"x3/8"	3.5	3.0	30	26	61					
20x13 3/4"x3/8"	3.5	3.0	35	26	68					
20x16 3/4"x1/2"	3.5	3.5	35	30	71					
25x16 1"Wx1/2"	4.0	3.5	40	30	85					
25x20 1"Wx3/4"	4.0	3.5	40	35	84					
28x25 1"x1W"	4.0	4.0	40	40	90					
30x16 1/4"Wx1/2"	4.0	3.5	44	30	95					
30x20 1/4"Wx3/4"	4.0	3.5	44	35	93					
30x25 1/4"Wx1"W	4.0	4.0	44	40	93					
35x30 1/4"x1 1/4"W	4.0	4.0	44	44	100					
40x16 1 1/2"x1/2"	4.5	3.5	55	30	114					
40x20 1 1/2"x3/4"	4.5	3.5	55	35	113					
40x25 1 1/2"x1"W	4.5	4.0	55	40	114					
40x30 1 1/2"x1 1/4"W	4.5	4.0	55	44	114					
50x16 2"x1/2"	5.0	3.5	63	30	120					
50x20 2"x3/4"	5.0	3.5	63	35	116					
50x25 2"x1"W	5.0	4.0	63	40	140					
50x30 2"x1 1/4"W	5.0	4.0	63	44	136					
50x40 2"x1 1/2"	5.0	4.5	63	55	136	2.0	2.0	25	22	67
65x40 2 1/2"x1 1/2"	5.0	4.0	69	55	150	2.5	2.0	35	22	77
65x50 2 1/2"x2"	5.0	4.5	69	63	153	2.5	2.0	35	25	80
80x40 3"x1 1/2"	6.0	4.0	72	55	165	3.0	2.0	40	22	87
80x50 3"x2"	8.0	5.0	64	63	165	3.0	2.0	40	25	90
80x65 3"x2 1/2"	6.0	5.0	72	69	165	3.0	2.5	40	35	90
90x40 3 1/2"x1 1/2"						3.0	2.0	50	22	102
90x50 3 1/2"x2"						3.0	2.0	50	25	105
90x65 3 1/2"x2 1/2"						3.0	2.5	50	35	115
90x80 3 1/2"x3"						3.0	3.0	50	40	115
100x40 4"x1 1/2"	7.5	4.5	92	55	190					
100x50 4"x2"	7.5	5.0	92	63	208	3.5	2.0	50	25	105
100x65 4"x2 1/2"	7.5	6.0	92	69	200	3.5	2.5	50	35	115
100x80 4"x3"	10.0	8.0	84	64	190	3.5	3.0	50	40	120
100x90 4"x3 1/2"						3.5	3.0	50	50	120
125x65 5"x2 1/2"						3.5	2.5	65	35	130
125x80 5"x3"	8.0	7.5	112	72	210	3.5	3.0	65	40	140
125x100 5"x4"	11.0	10.0	104	84	229	3.5	3.5	65	50	150
150x65 6"x2 1/2"						4.0	2.5	80	35	160
150x80 6"x3"	9.0	6.0	140	72	260	4.0	3.0	80	40	165
150x100 6"x4"	9.0	7.5	140	92	280	4.0	3.5	80	50	170
150x125 6"x5"	9.0	8.0	140	112	295	4.0	3.5	80	65	170
200x100 8"x4"	10.5	7.5	172	92	340					
200x125 8"x5"	10.5	8.0	172	112	345					
200x150 8"x6"	10.5	9.0	172	140	350	7.5	4.0	100	80	250
250x200 10"x8"	13.0	10.5	185	172	420	8.5	7.5	130	100	300
300x200 12"x8"	15.0	10.5	230	172	495					

註: 紅色字體為自來水用接頭規格, 亦可用於灰色一般管路配管。

Note: The red font refers the specification of tap water fitting which can also be used for gray piping project.



順 T 型同徑接頭 Sanitary Tee

單位: mm

規格 Size	厚接頭(O順T) Thick							薄接頭(排順T) Thin						
	t	l	l1	H	H1	L	t	l	l1	H	H1	L		
40 1 1/2"	4.5	55	55	111	111	180	2.0	22	22	68	68	104		
50 2"	5.0	63	63	114	127	200	2.0	25	25	87	88	135		
65 2 1/2"	5.0	69	69	132	140	234	3.0	35	35	109	105	177		
80 3"	6.0	72	72	177	172	280	3.0	40	40	123	125	205		
90 3 1/2"							3.0	50	50	130	140	230		
100 4"	7.5	92	92	224	219	355	3.5	50	50	155	155	255		
125 5"	8.0	112	112	252	233	416	3.5	65	65	200	200	325		
150 6"	9.0	140	140	290	295	495	4.0	80	80	238	238	390		
200 8"	10.5	172	172	347	360	615	7.5	100	100	300	300	490		
250 10"							8.5	130	130	370	370	615		

順 T 型異徑接頭 Reducer Sanitary Tee

單位: mm

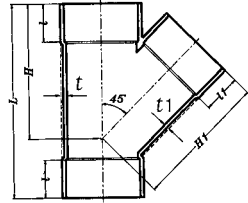
規格 Size	厚接頭(O順T) Thick							薄接頭(排順T) Thin						
	t	t1	l	l1	H	H1	L	t	t1	l	l1	H	H1	L
50x40 2"x1 1/2"	5.0	4.5	63	55	114	118	192	2.0	2.0	25	22	70	75	114
65x40 2 1/2"x1 1/2"								2.5	2.0	35	22	87	87	138
65x50 2 1/2"x2"	5.0	5.0	69	63	128	130	218	2.5	2.0	35	25	93	92	153
80x40 3"x1 1/2"								3.0	2.0	40	22	90	100	147
80x50 3"x2"	6.0	5.0	72	63	140	145	235	3.0	2.0	40	25	98	105	162
90x40 3 1/2"x1 1/2"								3.0	2.0	50	22	100	100	168
90x50 3 1/2"x2"								3.0	2.0	50	25	109	110	183
90x65 3 1/2"x2 1/2"								3.0	2.5	50	35	115	120	200
100x40 4"x1 1/2"								3.5	2.0	50	22	90	110	160
100x50 4"x2"	7.5	5.0	92	63	154	152	270	3.5	2.0	50	25	100	118	175
100x65 4"x2 1/2"								3.5	3.0	50	35	125	125	210
100x80 4"x3"	7.5	6.0	92	72	194	182	318	3.5	3.0	50	40	133	140	220
125x65 5"x2 1/2"								3.5	2.5	65	35	140	140	238
125x80 5"x3"	8.0	6.0	112	72	235	198	350	3.5	3.0	65	40	130	145	235
125x100 5"x4"	8.0	7.5	112	92	235	219	388	3.5	3.5	65	50	155	160	270
150x50 6"x2"	9.0	5.0	140	63	215	180	420	4.0	2.0	80	25	132	155	237
150x80 6"x3"	9.0	6.0	140	72	230	207	420	4.0	3.0	80	40	151	170	272
150x100 6"x4"	9.0	7.5	140	92	246	234	425	4.0	3.5	80	50	170	180	300
150x125 6"x5"														
200x50 8"x2"	10.5	5.0	172	63	307	210	440							
200x80 8"x3"	10.5	6.0	172	72	307	235	470							
200x100 8"x4"	10.5	7.5	172	92	307	263	510							
200x150 8"x6"	10.5	9.0	172	140	307	320	560	7.5	4.0	100	80	235	265	410
250x150 10"x6"	11.5	9.0	185	140	332	345	588	8.5	4.0	130	80	271	285	474
250x200 10"x8"								8.5	7.5	130	100	312	323	537

註/Note:

厚規格製品亦可依上列圖示之虛線製造。

Thick product of fitting can also be manufactured according to the dotted line of above diagram.

7 灰色一般用接頭規格(厚、薄) Specification of gray fitting (thick and thin)



Y型同徑接頭 Wye

單位: mm

規格 Size	厚接頭(OY) Thick							薄接頭(排Y) Thin					
	t	l	l1	H	H1	L	t	l	l1	H	H1	L	
40 1½"	4.5	55	55	116	119	185	2.0	22	22	80	84	114	
50 2"	5.0	63	63	141	142	220	2.0	25	25	100	103	142	
65 2½"	5.0	69	69	166	161	260	3.0	35	35	127	133	185	
80 3"	6.0	72	72	180	188	280	3.0	40	40	152	154	213	
90 3½"							3.0	50	50	171.5	177.5	247	
100 4"	7.5	92	92	230	240	355	3.5	50	50	193	194	275	
125 5"	8.0	112	112	282	292	434	3.5	65	65	235	240	335	
150 6"	9.0	140	140	344	352	530	4.0	80	80	285	285	410	
200 8"	10.5	172	172	446	433	690	7.5	100	100	365	375	520	

Y型異徑接頭 Reducer Wye

單位: mm

規格 Size	厚接頭(OY) Thick							薄接頭(排Y) Thin						
	t	t1	l	l1	H	H1	L	t	t1	l	l1	H	H1	L
50x40 2"x1½"	5.0	4.5	63	55	132	128	202	2.0	2	25	22	91	91	124
65x40 2½"x1½"	5.0	4.5	69	55	148	133	223	3.0	2	35	22	109	105	148
65x50 2½"x2"	5.0	5.0	69	63	148	152	230	3.0	2	35	25	118	114	162
80x40 3"x1½"								3.0	2	40	22	120	115	160
80x50 3"x2"	6.0	5.0	72	63	164	164	239	3.0	2	40	25	130	123	170
90x40 3½"x1½"								3.0	2	50	22	136	122	177
90x50 3½"x2"								3.0	2	50	25	144	131	192
90x65 3½"x2½"								3.0	2.5	50	35	155	149	217
100x40 4"x1½"								3.5	2	50	22	143	126	177
100x50 4"x2"	7.5	5.0	92	63	195	185	285	3.5	2	50	25	152	142	195
100x65 4"x2½"								3.5	3	50	35	162	160	217
100x80 4"x3"	7.5	6.0	92	72	213	206	319	3.5	3	50	40	173	171	238
125x50 5"x2"	8.0	5.0	112	63	233	192	337	3.5	2	65	25	183	155	228
125x65 5"x2½"								3.5	2.5	65	35	193	180	250
125x80 5"x3"	8.0	6.0	112	72	252	216	372	3.5	3	65	40	205	187	273
125x100 5"x4"	8.0	7.5	112	92	272	252	415	3.5	3.5	65	50	216	212	300
150x50 6"x2"	9.0	5.0	140	63	270	228	385							
150x65 6"x2½"								4.0	2.5	80	35	220	197	280
150x80 6"x3"	9.0	6.0	140	72	282	240	412	4.0	3	80	40	227	206	300
150x100 6"x4"	9.0	7.5	140	92	294	274	455	4.0	3.5	80	50	245	230	340
150x125 6"x5"	9.0	8.0	140	112	322	310	500							
200x50 8"x2"	10.5	5.0	172	63	327	258	445							
200x80 8"x3"	10.5	6.0	172	72	345	282	485							
200x100 8"x4"	10.5	7.5	172	92	362	316	520	7.5	3.5	100	50	292	268	380
200x125 8"x5"	10.5	8.0	172	112	382	349	560							
200x150 8"x6"	10.5	9.0	172	140	400	394	600	7.5	4	100	80	328	326	445
250x150 10"x6"	13.0	9.0	185	140	450	430	625							

註: 厚規格製品亦可依上列圖示之虛線製造。

Note: Thick product of fitting can also be manufactured according to the dotted line of above diagram.

Y型接頭單插口 Wye With Spigot End 單位: mm

規格 Size	厚度	薄接頭(排Y) Thin				
		l	l1	H	H1	L
50 2"	2	25	31	98.6	103	142

組合式穿樑接頭 Assembly type Beam Fittings

單位: mm

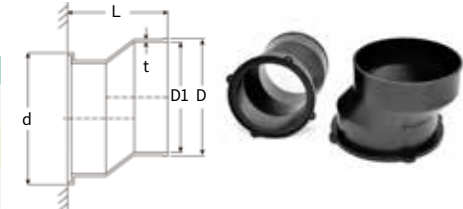
規格 Size	d	L
2"	62	99
2½"	78	99
3"	91	105
4"	116	119
5"	142	119
6"	167	119



外壁偏心接頭 Eccentric Fitting

單位: mm

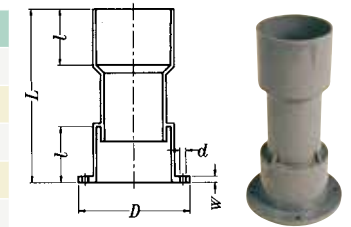
規格 Size	D	D1	L	t	d
4"	126	116	155	3.5	147
5" (開模中)	146	137	149	3.5	186
6"	174	164	141	3.5	194



樓板接頭 Slab Joint

單位: mm

規格 Size	D	d	W	l	L
40 1½"	52.5	3.5	5	40	140
50 2"	65	3.5	5	45	140
80 3"	96	3.5	5	50	140
80x65x50 3"x2½"x2"	96	3.5	5	40	140
100 4"	122	3.5	5	50	140

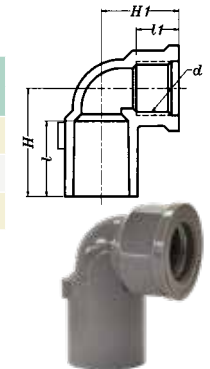


龍L接頭(塑膠牙)

Faucet Fitting — 90° Elbow (Plastic Thread)

單位: mm

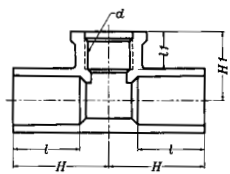
規格 Size	l	H	螺牙THREAD		H1
			d	t1	
13x16 3/8"x½"	26	38	PT½"	17	29
16 ½"	30	43	PT½"	17	32
20 ¾"	35	51	PT¾"	19	36



7 灰色一般用接頭規格

Specification of gray fitting

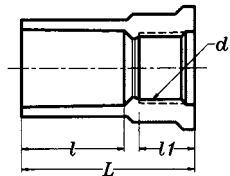
龍T接頭(塑膠牙) Faucet Fitting – Fixture Tee (Plastic Thread)



單位: mm

規格 Size	l	H	螺牙THREAD		H1	
			d	l1		
13x16	3/8"x1/2"	26	38	PT1/2"	17	29
16	1/2"	30	43	PT1/2"	17	32
20x16	3/4"x1/2"	35	47	PT1/2"	17	34
20	3/4"	35	51	PT3/4"	19	36

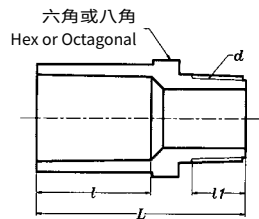
龍S接頭(塑膠牙) Faucet Fitting – Female Adapter (Plastic Thread)



單位: mm

規格 Size	l	螺牙THREAD		L	
		d	l1		
13x16	3/8"x1/2"	26	PT1/2"	17	47
16	1/2"	30	PT1/2"	19	57
20	3/4"	35	PT3/4"	19	59


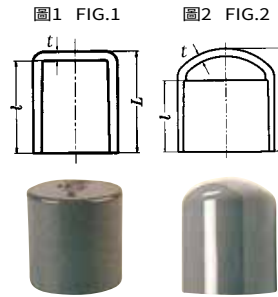
止閘接頭(塑膠牙) Male Adapter (Plastic Thread)



單位: mm

規格 Size	l	螺牙THREAD		L	
		d	l1		
13	3/8"	26	PT1/2"	15	50
16	1/2"	30	PT1/2"	15	54
20	3/4"	35	PT3/4"	17	64
25	1"W	40	PT1"	19	71
30	1 1/4"W	44	PT1 1/4"	22	80
40	1 1/2"	55	PT1 1/2"	22	92
50	2"	63	PT2"	26	106
65	2 1/2"	69	PT2 1/2"	30	120
80	3"	72	PT3"	33	126
100	4"	92	PT4"	40	146
125	5"	112	PT5"	44	177
150	6"	140	PT6"	44	213

註: 紅色字體為自來水用接頭規格, 亦可用於灰色一般管路配管。
Note: The red font refers the specification of tap water fitting which can also be used for gray piping project.

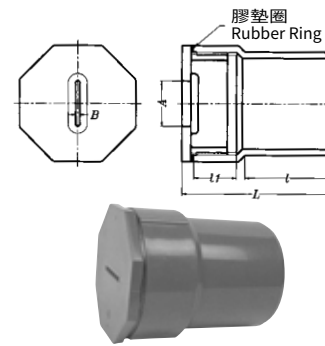


塞頭 Cap

單位: mm

規格 Size	t	l	L	
16	1/2"	3.5	30	33.5
20	3/4"	3.5	35	38.5
25	1"W	4.0	40	44
30	1 1/4"W	4.0	44	48
40	1 1/2"	4.5	55	59.5
50	2"	5.0	63	68
65	2 1/2"	6.6	69	100
80	3"	8.0	72	107
90	3 1/2"	6.0	80	119
100	4"	10.0	92	137
125	5"	11.0	112	166
150	6"	13.0	140	202
200	8"	15.0	172	257
250	10"	15.0	185	295

註: 紅色字體為自來水用接頭規格, 亦可用於灰色一般管路配管。
Note: The red font refers the specification of tap water fitting which can also be used for gray piping project.



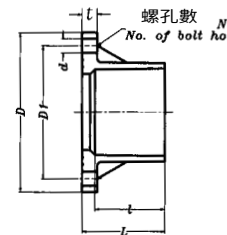
清除孔接頭 Cleanout Bushing

單位: mm

規格 Size	A	B	l	l1	L	
50	2"	30	4.5	59	25	90
80	3"	50	4.5	75	38	120
100	4"	50	4.5	93	47	150
125	5"	80	10	120	50	180
150	6"	125	10	128	47	190
200	8"	160	10	175	50	240

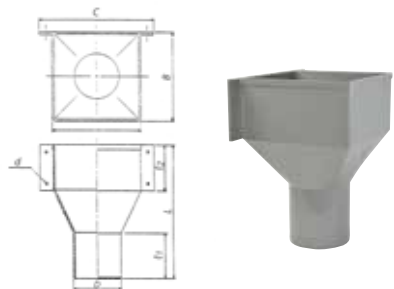
法蘭接頭 Flange

單位: mm



規格 Size	t	D	D1	l	螺孔 Hole		L	
					d	N		
40	1 1/2"	17	140	105	55	19	4	68
50	2"	17	155	120	63	19	4	76
65	2 1/2"	18	175	140	69	19	4	83
80	3"	18	185	150	72	19	8	86
100	4"	18	210	175	92	19	8	107
125	5"	20	250	210	112	23	8	130
150	6"	22	280	240	140	23	8	165
200	8"	22	330	290	172	23	12	195
250	10"	24	400	355	185	25	12	235
300	12"	30	445	400	230	25	16	295

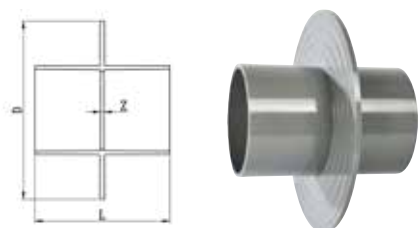
7 灰色一般用接頭規格 Specification of gray fitting



漏斗 Hopper

單位: mm

規格 Size	A	B	C	D	ℓ1	ℓ2	ℓ	L
200 8"	396	396	512	φ215	φ12.5	210	200	585




止水板接頭

Coupling with Waterstop Board

單位: mm

規格 Size	D	Z	L
2"	160	4	147
2-1/2"	180	4.5	147
3"	195	5	147
4"	220	5	147
5"	250	5.5	167
6"	275	6	223



雙層止水板接頭

Coupling with Double Waterstop Board

單位: mm

規格 Size	D	D1	Z	L
5"	210	240	5	148



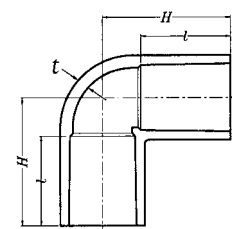
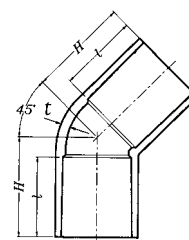
通氣口接頭 Air Vent

單位: mm

規格 Size	ℓ	L
2"	22	50
2-1/2"	22	52
3"	22	54

PVC排氣管
PVC exhaust pipe

8 HI耐衝擊PVC-U接頭規格 Specification for HI high impact PVC-U fittings drainage



45° L 型接頭 45° Elbow

單位: mm

規格 Size	t	l	H
○ 16 1/2"	3.5	30	38
○ 20 3/4"	3.5	35	44
○ 25 1"W	4.0	40	51
○ 30 1 1/4"W	4.0	44	56
○ 40 1 1/2"	4.5	55	69
○ 50 2"	5.0	63	80
△ 65 2 1/2"	5.0	69	90
○ 80 3"	8.0	64	97
○ 100 4"	10.0	84	122
○ 125 5"	11.0	104	149
○ 150 6"	13.0	132	184
△ 200 8"	15.0	164	224
△ 250 10"	13.0	185	248

90° L 型接頭 90° Elbow

單位: mm

規格 Size	t	l	H
○ 16 1/2"	3.5	30	43
○ 20 3/4"	3.5	35	50
○ 25 1"W	4.0	40	58
○ 30 1 1/4"W	4.0	44	65
○ 40 1 1/2"	4.5	55	82
○ 50 2"	5.0	63	96
○ 65 2 1/2"	6.6	61	110
○ 80 3"	8.0	64	120
○ 100 4"	10.0	84	153
○ 125 5"	11.0	104	188
○ 150 6"	13.0	132	230
△ 200 8"	15.0	164	288
△ 250 10"	13.0	185	326

註 / Note:

○ 符合CNS15010一般用與自來水用耐衝擊聚氯乙烯塑膠管件2022年4月新版標準(正字標識認證)

△ 20°C使用壓力7.65kgf/cm²↓, 實際使用等級詳洽南亞客服人員。

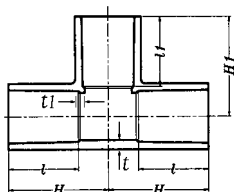
○ Comply with the new version (April, 2022) of CNS 15010 standards—Unplasticized high impact Polyvinyl chloride(PVC-U) pipe fittings for general uses and water supply.

△ Below 7.65kg/cm² of hydrostatic pressure resistance(20°C).Please contact our specialist for the actual grade of materials at any time.

8

HI耐衝擊PVC-U接頭規格

Specification for HI high impact PVC-U fittings drainage



T 型同徑接頭 Tee

單位 : mm

規格 Size	t	l	l1	H	H1
○ 16 ½"	3.5	30	30	43	43
○ 20 ¾"	3.5	35	35	50	50
○ 25 1"W	4.0	40	40	58	58
○ 30 1¼"W	4.0	44	44	65	65
○ 40 1½"	4.5	55	55	82	82
○ 50 2"	5.0	63	63	96	96
○ 65 2½"	6.6	61	61	110	110
○ 80 3"	8.0	64	64	120	120
○ 100 4"	10.0	84	84	152	152
○ 125 5"	11.0	104	104	187	187
○ 150 6"	13.0	132	132	230	230
△ 200 8"	15.0	164	164	287.5	287.5
△ 250 10"	13.0	185	185	325	325

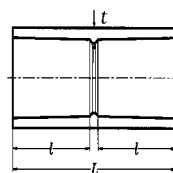
T 型異徑接頭 Reducer Tee

單位 : mm

規格 Size	t	t1	l	l1	H	H1
○ 20x16 ¾"x½"	3.5	3.5	35	30	48	45
○ 25x16 1"Wx½"	4.0	3.5	40	30	53	48
○ 25x20 1"Wx¾"	4.0	3.5	40	35	55	53
○ 30x16 1¼"Wx½"	4.0	3.5	44	30	57	51
○ 30x20 1¼"Wx¾"	4.0	3.5	44	35	59	56
○ 30x25 1¼"Wx1"W	4.0	4.0	44	40	62	61
○ 40x16 1½"x½"	4.5	3.5	55	30	68	57
○ 40x20 1½"x¾"	4.5	3.5	55	35	70	62
○ 40x25 1½"x1"W	4.5	4.0	55	40	73	67
○ 40x30 1½"x1¼"W	4.5	4.0	55	44	76	71
○ 50x16 2"x½"	5.0	3.5	63	30	76	63
○ 50x20 2"x¾"	5.0	3.5	63	35	78	68
○ 50x25 2"x1"W	5.0	4.0	63	40	81	73
○ 50x30 2"x1¼"W	5.0	4.0	63	44	84	77
○ 50x40 2"x1½"	5.0	4.5	63	55	90	88
○ 65x40 2½"x1½"	6.6	4.5	61	55	100	96
○ 65x50 2½"x2"	6.6	5.0	61	63	101	104
△ 80x20 3"x¾"	6.0	3.5	72	35	90	82
○ 80x25 3"x1"W	8.0	4.0	64	40	93	88
○ 80x40 3"x1½"	8.0	4.5	64	55	100	102
○ 80x50 3"x2"	8.0	5.0	64	63	105	110
○ 80x65 3"x2½"	8.0	6.6	64	61	113	117
△ 100x40 4"x1½"	7.5	4.5	92	55	120	115
○ 100x50 4"x2"	10.0	5.0	84	63	125	122
○ 100x80 4"x3"	10.0	8.0	84	64	140	132
○ 125x80 5"x3"	11.0	8.0	104	64	160	147
○ 125x100 5"x4"	11.0	10.0	104	84	173	167
○ 150x80 6"x3"	13.0	8.0	132	64	195	158
○ 150x100 6"x4"	13.0	10.0	132	84	208	182
○ 150x125 6"x5"	13.0	11.0	132	104	217	201
△ 200x100 8"x4"	15.0	10.0	164	84	236.5	204
△ 200x150 8"x6"	15.0	13.0	164	132	264	252

註 / Note:

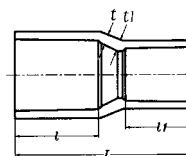
- 符合CNS15010一般用與自來水用耐衝擊聚氯乙烯膠管件2022年4月新版標準(正字標誌認證)
- △ 20°C使用壓力7.65kgf/cm² ↓, 實際使用等級詳洽南亞客服人員。
- Comply with the new version (April, 2022) of CNS 15010 standards—Unplasticized high impact Polyvinyl chloride(PVC-U) pipe fittings for general uses and water supply.
- △ Below 7.65kg/cm² of hydrostatic pressure resistance(20°C).Please contact our specialist for the actual grade of materials at any time.



S 型同徑接頭 Coupling

單位 : mm

規格 Size	t	l	H
○ 16 ½"	3.5	30	67
○ 20 ¾"	3.5	35	77
○ 25 1"W	4.0	40	87
○ 30 1¼"W	4.0	44	95
○ 40 1½"	4.5	55	117
○ 50 2"	5.0	63	133
○ 65 2½"	6.6	61	145
○ 80 3"	8.0	64	155
○ 100 4"	10.0	84	200
○ 125 5"	11.0	104	240
○ 150 6"	13.0	132	300
△ 200 8"	15.0	164	360
△ 250 10"	13.0	185	400



S 型異徑接頭 Reducer Coupling

單位 : mm

規格 Size	t	t1	l	l1	L
○ 20x16 ¾"x½"	3.5	3.5	35	30	71
○ 25x16 1"Wx½"	4.0	3.5	40	30	85
○ 25x20 1"Wx¾"	4.0	3.5	40	35	84
△ 28x25 1"x1"W	3.5	4.0	4.0	4.0	90
○ 30x16 1¼"Wx½"	4.0	3.5	44	30	95
○ 30x20 1¼"Wx¾"	4.0	3.5	44	35	93
○ 30x25 1¼"Wx1"W	4.0	4.0	44	40	93
△ 35x30 1¼"x1¼"W	4.0	4.0	44	44	100
○ 40x16 1½"x½"	4.5	3.5	55	30	91
○ 40x20 1½"x¾"	4.5	3.5	55	35	113
○ 40x25 1½"x1"W	4.5	4.0	55	40	114
○ 40x30 1½"x1¼"W	4.5	4.0	55	44	114
○ 50x16 2"x½"	5.0	3.5	63	30	120
○ 50x20 2"x¾"	5.0	3.5	63	35	116
○ 50x25 2"x1"W	5.0	4.0	63	40	140
○ 50x30 2"x1¼"W	5.0	4.0	63	44	136
○ 50x40 2"x1½"	5.0	4.5	63	55	136
○ 65x40 2½"x1½"	6.6	4.5	61	55	145
○ 65x50 2½"x2"	6.6	5.0	61	63	149
○ 80x50 3"x2"	8.0	5.0	64	63	165
○ 80x65 3"x2½"	6.0	6.0	72	69	165
△ 100x40 4"x1½"	7.5	4.5	92	55	190
○ 100x50 4"x2"	7.5	5.0	92	63	208
○ 100x80 4"x3"	10.0	8.0	84	64	190
○ 125x100 5"x4"	11.0	10.0	104	84	229
△ 150x80 6"x3"	9.0	6.0	140	72	260
○ 150x100 6"x4"	13.0	10.0	132	84	295
○ 150x125 6"x5"	13.0	11.0	132	104	272
△ 200x100 8"x4"	15.0	10.0	164	84	340
△ 200x125 8"x5"	15.0	11.0	164	104	345
△ 200x150 8"x6"	15.0	13.0	164	132	350
△ 250x200 10"x8"	13.0	10.5	185	172	420
△ 300x200 12"x8"	15.0	10.5	230	172	495

註 / Note:

- 符合CNS15010一般用與自來水用耐衝擊聚氯乙烯膠管件2022年4月新版標準(正字標誌認證)
- △ 20°C使用壓力7.65kgf/cm² ↓, 實際使用等級詳洽南亞客服人員。
- Comply with the new version (April, 2022) of CNS 15010 standards—Unplasticized high impact Polyvinyl chloride(PVC-U) pipe fittings for general uses and water supply.
- △ Below 7.65kg/cm² of hydrostatic pressure resistance(20°C).Please contact our specialist for the actual grade of materials at any time.

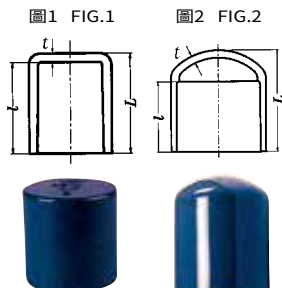
8

HI耐衝擊PVC-U接頭規格

Specification for HI high impact PVC-U fittings drainage

塞頭 Cap

單位: mm



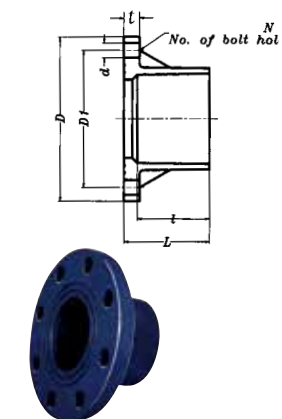
規格 Size	t	l	L
○ 16 1/2"	3.5	30	33.5
○ 20 3/4"	3.5	35	38.5
○ 25 1"W	4.0	40	44
○ 30 1 1/4"W	4.0	44	48
○ 40 1 1/2"	4.5	55	59.5
○ 50 2"	5.0	63	68
○ 65 2 1/2"	6.6	61	96
○ 80 3"	8.0	64	105
○ 100 4"	10.0	84	138
○ 125 5"	11.0	104	160
○ 150 6"	13.0	132	205
△ 200 8"	15.0	164	257

註 / Note:

- 符合CNS15010一般用與自來水用耐衝擊聚氯乙烯塑膠管件2022年4月新版標準(正字標誌認證)
- △ 20°C使用壓力7.65kgf/cm²↓, 實際使用等級詳洽南亞客服人員。
- Comply with the new version (April, 2022) of CNS 15010 standards—Unplasticized high impact Polyvinyl chloride(PVC-U) pipe fittings for general uses and water supply.
- △ Below 7.65kg/cm² of hydrostatic pressure resistance(20°C).Please contact our specialist for the actual grade of materials at any time.

法蘭接頭 Flange

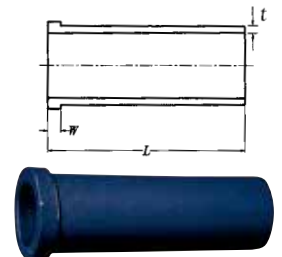
單位: mm



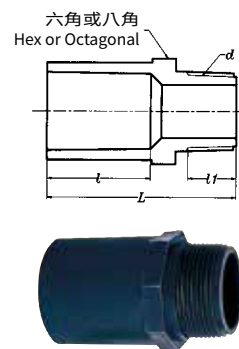
規格 Size	t	D	D1	l	螺孔 Hole		L
					d	N	
40 1 1/2"	17	140	105	55	19	4	68
50 2"	17	155	120	63	19	4	76
65 2 1/2"	18	175	140	69	19	4	83
80 3"	20	185	150	72	19	8	86
100 4"	20	210	175	92	19	8	107
125 5"	20	250	210	112	23	8	130
150 6"	22	280	240	140	23	8	165
200 8"	22	330	290	172	23	12	195
250 10"	24	400	355	185	25	12	235
300 12"	30	445	400	230	25	16	295

由令 Union

單位: mm



規格 Size	t	W	L
16 1/2"	3.0	5	85
20 3/4"	3.0	6	90
25 1"W	3.5	7	100
30 1 1/4"W	3.5	8	110
40 1 1/2"	4.0	8	120
50 2"	4.5	9	130

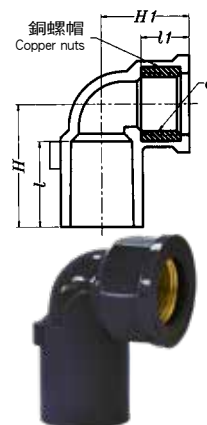


止閥接頭(塑膠牙)

Male Adapter (Plastic Thread)

單位: mm

規格 Size	l	螺牙THREAD		L
		d	l1	
16 1/2"	30	PT1/2"	15	54
20 3/4"	35	PT3/4"	17	64
25 1"W	40	PT1"	19	71
30 1 1/4"W	44	PT1 1/4"	22	80
40 1 1/2"	55	PT1 1/2"	22	92
50 2"	63	PT2"	26	106
65 2 1/2"	69	PT2 1/2"	30	120
80 3"	72	PT3"	33	126
100 4"	92	PT4"	40	146
125 5"	112	PT5"	44	177
150 6"	140	PT6"	44	213

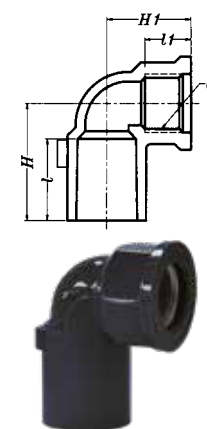


龍L入銅接頭

Faucet Fitting (Insert Bronze Nut)—90° Elbow

單位: mm

規格 Size	l	H	螺牙THREAD		H1
			d	l1	
16 1/2"	30	43	PF1/2"	17	32
20 3/4"	35	51	PF3/4"	19	36



龍L接頭(塑膠牙)

Faucet Fitting (Plastic Thread)—90° Elbow

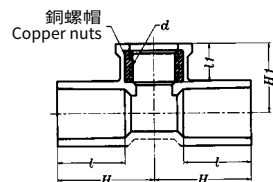
單位: mm

規格 Size	l	H	螺牙THREAD		H1
			d	l1	
16 1/2"	30	43	PT1/2"	17	32
20 3/4"	35	51	PT3/4"	19	36

8

HI耐衝擊PVC-U接頭規格

Specification for HI high impact PVC-U fittings drainage

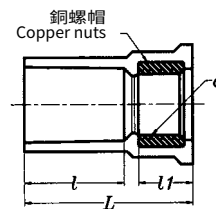


龍T入銅接頭

Faucet Fitting (Insert Bronze Nut) – Fixture Tee

單位: mm

規格 Size		l	H	螺牙THREAD		H1
				d	l1	
16	1/2"	30	43	PF1/2"	17	32
20x16	3/4"x1/2"	30	47	PF1/2"	17	34
20	3/4"	35	51	PF3/4"	19	36



龍S入銅接頭

Faucet Fitting (Insert Bronze Nut) – Female Adapter

單位: mm

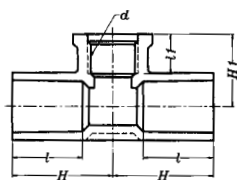
規格 Size		l	螺牙THREAD		L
			d	l1	
16	1/2"	30	PF1/2"	17	52
20	3/4"	35	PF3/4"	19	59
25	1"W	40	PF1"	21	68

龍T接頭(塑膠牙)

Faucet Fitting (Plastic Thread) – Fixture Tee

單位: mm

規格 Size		l	H	螺牙THREAD		H1
				d	l1	
16	1/2"	30	43	PT 1/2"	17	32
20x16	3/4"x1/2"	35	47	PT 1/2"	17	34
20	3/4"	35	51	PT 3/4"	19	36

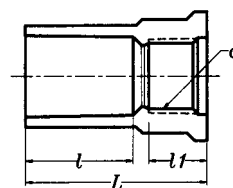


龍S接頭(塑膠牙)

Faucet Fitting (Plastic Thread) – Female Adapter

單位: mm

規格 Size		l	螺牙THREAD		L
			d	l1	
16	1/2"	30	PT 1/2"	19	57
20	3/4"	35	PT 3/4"	19	59



8

HI耐衝擊PVC-U接頭規格

Specification for HI high impact PVC-U fittings drainage

伸縮接頭 Compression Fitting

特性 Characteristics:

1. 施工簡便、容易裝卸、施工後不受天候影響、施工後可立即通水、耐水壓强度高、具有伸縮效果。
 2. 適用於埋設地下管線，若用於地上配管時，伸縮接頭需予以固定住，防止滑動。
1. Compression fitting, which is easy for construction and loading without weather impact, features superb compression and water pressure resistance.
 2. Compression fitting, not only used for underground pipeline but also suitable for above-ground pipeline, needs to be fixed tightly to avoid sliding.

用途 Applications:

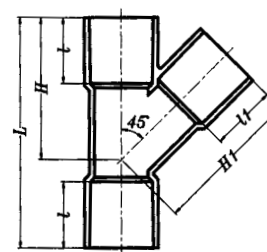
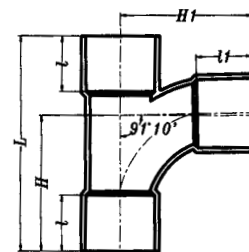
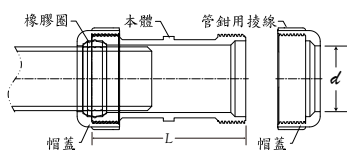
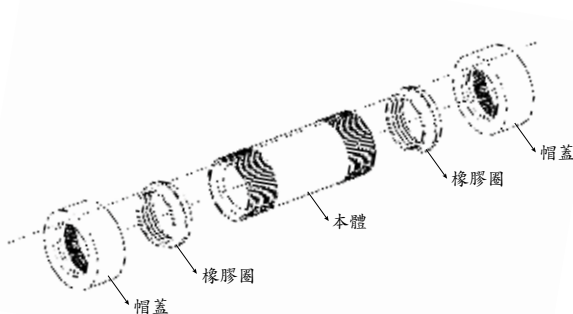
1. 適用於中小口徑壓力管線。
 2. 可吸收直線配管因熱脹冷縮所產生的伸縮量。
 3. 作為管線破裂後之緊急快速搶修接頭。
1. Applicable to high pressure pipeline (for small and medium size of compression fittings use).
 2. Able to absorb piping's expansion resulted from thermal expansion and contraction.
 3. Suitable for fixing damaged compression fittings of cracked pipeline.

單位: mm

規格 Size	內徑 d 及許可差 Inside Diameter and Tolerance	本體長度 L
16	½"	22.8 ± 0.3
20	¾"	26.8 ± 0.3
50	2"	61.5 ± 0.5
65	2½"	77.5 ± 0.5
80	3"	90.8 ± 0.5
100	4"	116.0 ± 0.6

註/Remark:

1. 橡膠圈材質依CNS 10774之I類A5之規定。
1. The rubber ring material is in accordance with the A5 of Class I in CNS 10774.



順 T 接頭 Sanitary Tee

單位: mm

規格 Size	l	l1	H	H1	L
80X50 3"X2"	72	63	140	145	235
100X50 4"X2"	92	63	154	152	270

註:

順T接頭限用於無壓力之排水。

Note:

Sanitary T fitting is used for non-pressuer drainage.

同徑 Y 型接頭 Wye

單位: mm

規格 Size	l	l1	H	H1	L
50 2"	63	141	142	220	200
80 3"	72	180	188	280	235
100 4"	92	92	230	240	355
125 5"	112	112	282	292	434
150 6"	140	140	344	352	530

異徑 Y 型接頭 Reducer Wye

單位: mm

規格 Size	l	l1	H	H1	L
80X50 3"X2"	72	63	164	164	239
100X50 4"X2"	92	63	195	185	285
100X80 4"X3"	92	72	213	202	319
125X50 5"X2"	112	63	233	192	337
125X80 5"X3"	112	72	252	216	372
125X100 5"X4"	112	92	272	252	415
150X50 6"X2"	140	63	270	228	385
150X80 6"X3"	130	72	282	240	412
150X100 6"X4"	130	92	294	274	435
150X125 6"X5"	140	112	322	310	500

註:

Y型接頭限用於無壓力之排水。

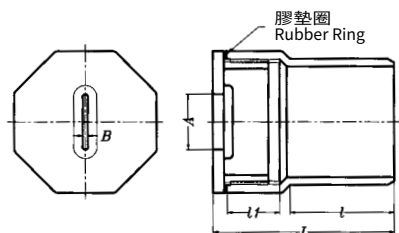
Note:

Wye type fitting is used for non-pressuer drainage.

8

HI耐衝擊PVC-U接頭規格

Specification for HI high impact PVC-U fittings drainage



清除孔接頭 Cleanout Bushing 單位: mm

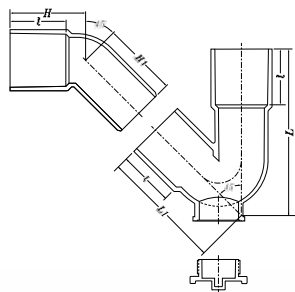
規格 Size	A	B	l	l1	L
50 2"	30	4.5	59	25	98
125 5"	80	10	120	50	194

註:

- 1.清除孔接頭本體與蓋之間所套入橡膠墊圈，於每次使用後應鎖緊，以防漏水。
- 2.清除孔接頭限用於無壓力之排水。

Note:

- 1.In order to against the leakage of rubber ring between cleanout bushing body and cap, please screw the cleanout cap on the cleanout bushing body tightly.
- 2.cleanout bushing is used for non-pressuer drainage.



P 型存水接頭

"P" Trap with Solvent Weldjoint And Cleanout Plug

單位: mm

規格 Size	l	H	l1	H1	L
2"X4mm (1¼內大牙)	63	85	138	85	195

註:

P型存水接頭限用於無壓力之排水。

Note:

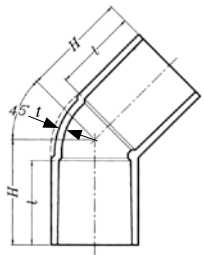
It is used for non-pressuer drainage.



9

下水道及排水用接頭規格

Specification of PVC-U Fittings for Sewerage & Drainage



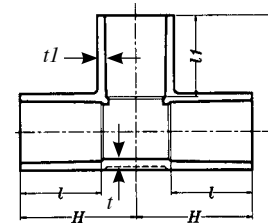
45° L 型接頭 45° Elbow

單位：mm

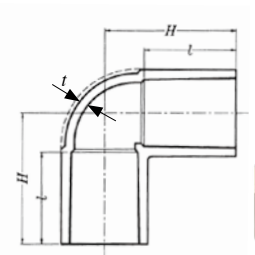
規格 Size	t	l	H	
40	1 1/2"	4.5	55	69
50	2"	5.0	63	80
65	2 1/2"	5.0	69	90
80	3"	6.0	72	95
90	3 1/2"	6.5	80	105
100	4"	7.5	92	121
125	5"	8.0	112	150
150	6"	9.0	140	185
200	8"	10.5	172	224
250	10"	13.0	185	248

T 型接頭 Tee

單位：mm



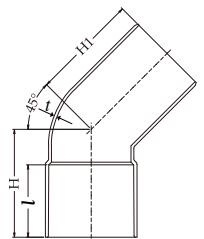
規格 Size	t	t1	l	l1	H	H1	
40X40	1 1/2"	4.5	4.5	55	55	82	82
50X50	2"	5.0	5.0	63	63	96	96
65X50	2 1/2"X2"	5.0	5.0	69	63	102	104
80X50	3"X2"	6.0	5.0	72	63	105	110
100X50	4"X2"	7.5	4.5	92	63	125	122
100X80	4"X3"	7.5	6.0	92	72	140	132
100X100	4"	7.5	7.5	92	92	152	152



90° L 型接頭 90° Elbow

單位：mm

規格 Size	t	l	H	
40	1 1/2"	4.5	55	82
50	2"	5.0	63	96
65	2 1/2"	5.0	69	110
80	3"	6.0	72	120
90	3 1/2"	6.5	80	135
100	4"	7.5	92	152
125	5"	8.0	112	188
150	6"	9.0	140	228
200	8"	10.5	172	288
250	10"	13.0	185	326



45° L 型單放口接頭

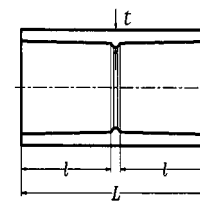
45° Elbow With Spigot End

單位：mm

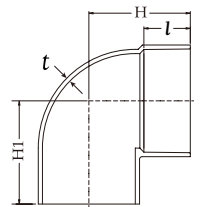
規格 Size	t	l	H	H1
2"X4.0mm	4.0	63	85	85
3"X5.5mm	5.5	72	95	95
4"X7.0mm	7.0	92	121	121
5"X7.5mm	7.5	112	148	148

同徑普通接頭 Coupling

單位：mm



規格 Size	t	l	L	
40	1 1/2"	4.5	55	117
50	2"	5.0	63	133
65	2 1/2"	6.6	69	147
80	3"	6.0	72	155
100	4"	7.5	92	200
125	5"	8.0	112	235
150	6"	9.0	140	300
200	8"	10.5	172	360
250	10"	13.0	185	400



90° L 型單放口接頭

90° Elbow with Spigot End

單位：mm

規格 Size	厚接頭(90° OL) Thick				薄接頭(90° 排L) Thin				
	t	l	H	H1	t	l	H	H1	
50	2"	4.0	63	96	101	2.0	25	57	58.5
100	4"	7.0	92	152	159.5	3.5	50	110	114



註/Note :

亦可參照灰色一般用接頭規格訂製橘色成品

Production can be manufactured by specification of gray fitting, only change color.

註/Note :

亦可參照灰色一般用接頭規格訂製橘色成品

Production can be manufactured by specification of gray fitting, only change color.

9

下水道及排水用接頭規格

Specification of PVC-U Fittings for Sewerage & Drainage

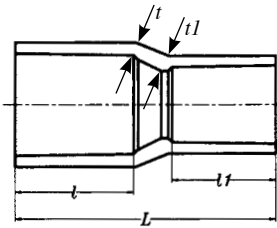
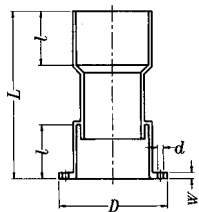
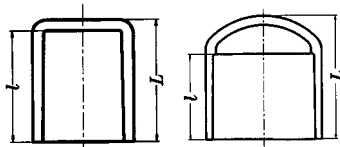


圖1 FIG.1

圖2 FIG.2



異徑普通接頭 Reducer Coupling 單位: mm

規格 Size	t	t1	l	l1	L
50X40 2"X1 1/2"	5.0	3.5	63	55	136
65X40 2 1/2"X1 1/2"	5.0	4.0	69	55	150
65X50 2 1/2"X2"	5.0	4.5	69	63	153
80X50 3"X2"	6.0	4.5	72	63	165
100X50 4"X2"	7.5	5.0	92	63	208
100X80 4"X3"	10.0	8.0	92	72	190
125X80 5"X3"	8.0	7.5	112	72	210
125X100 5"X4"	8.0	7.5	112	92	225
150X80 6"X3"	9.0	6.0	140	72	260
150X100 6"X4"	9.0	7.5	140	92	280
150X125 6"X5"	9.0	8.0	140	112	295
200X100 8"X4"	10.5	7.5	172	92	340
200X125 8"X5"	10.5	8.0	172	112	345
200X150 8"X6"	10.5	9.0	172	140	350
250X200 10"X8"	13.0	10.5	185	172	420

塞頭 Cap 單位: mm

規格 Size	l	L	備註 Remark
40 1 1/2"	55	59.5	圖1 FIG.1
50 2"	63	68	圖1 FIG.1
80 3"	72	107	圖2 FIG.2
100 4"	92	138	圖2 FIG.2
125 5"	112	168	圖2 FIG.2
150 6"	140	205	圖2 FIG.2
200 8"	172	260	圖2 FIG.2

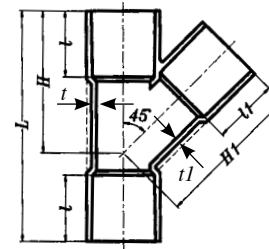
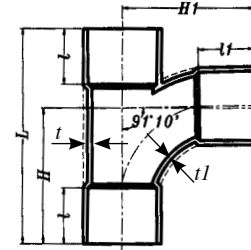
樓板接頭 Slab Joint 單位: mm

規格 Size	D	d	W	l	L
40 1 1/2"	52.5	3.5	5	40	140
50 2"	65	3.5	5	45	140
80 3"	96	3.5	5	50	140
80x65x50 3"x2 1/2"x2"	96	3.5	5	40	140
100 4"	122	3.5	5	50	140

註/Note:

亦可參照灰色一般用接頭規格訂製橘色成品

Production can be manufactured by specification of gray fitting, only change color.



順 T 接頭 Sanitary Tee 單位: mm

規格 Size	t	t1	l	l1	H	H1	L
40X40 1 1/2"	4.5	4.5	55	55	111	111	180
50X40 2"X1 1/2"	5.0	4.5	63	55	114	118	192
50X50 2"	5.0	5.0	63	63	114	127	200
65X50 2 1/2"X2"	5.0	5.0	69	63	128	130	218
65X65 2 1/2"	5.0	5.0	69	69	132	140	234
80X50 3"X2"	6.0	5.0	72	63	140	145	235
80X80 3"	6.0	6.0	72	72	177	172	280
100X50 4"X2"	7.5	5.0	92	63	154	152	270
100X80 4"X3"	7.5	6.0	92	72	194	182	318
100X100 4"	7.5	7.5	92	92	224	219	355
125X80 5"X3"	8.0	6.0	112	72	235	198	350
125X100 5"X4"	8.0	7.5	112	92	235	219	388
125X125 5"	8.0	8.0	112	112	252	233	416
150X50 6"X2"	9.0	5.0	140	63	215	180	420
150X80 6"X3"	9.0	6.0	130	72	230	207	420
150X100 6"X4"	9.0	7.5	130	92	246	234	425
150X125 6"X5"	9.0	8.0	140	112	273	252	468
150X150 6"	9.0	9.0	140	140	290	295	495
200X80 8"X3"	10.5	6.0	172	72	265	235	470
200X100 8"X4"	10.5	7.5	172	92	262	263	510
200X150 8"X6"	10.5	9.0	172	140	307	320	560
200X200 8"	10.5	10.5	172	172	347	360	615

45° Y 型接頭 45° Wye 單位: mm

規格 Size	t	t1	l	l1	H	H1	L
40X40 1 1/2"	4.5	4.5	55	55	116	119	185
50X40 2"X1 1/2"	5.0	4.5	63	55	132	128	202
50X50 2"	5.0	5.0	63	141	142	220	200
65X50 2 1/2"X2"	5.0	5.0	69	63	148	152	230
80X50 3"X2"	6.0	5.0	72	63	164	164	239
80X80 3"	6.0	6.0	72	180	188	280	235
100X50 4"X2"	7.5	5.0	92	63	195	185	285
100X80 4"X3"	7.5	6.0	92	72	213	202	319
100X100 4"	7.5	7.5	92	92	230	240	355
125X50 5"X2"	8.0	5.0	112	63	233	192	337
125X80 5"X3"	8.0	6.0	112	72	252	216	372
125X100 5"X4"	8.0	7.5	112	92	272	252	415
125X125 5"	8.0	8.0	112	112	282	292	434
150X50 6"X2"	9.0	5.0	140	63	270	228	385
150X80 6"X3"	9.0	6.0	130	72	282	240	412
150X100 6"X4"	9.0	7.5	130	92	294	274	435
150X125 6"X5"	9.0	8.0	140	112	322	310	500
150X150 6"	9.0	9.0	140	140	344	352	530
200X50 8"X2"	10.5	5.0	172	63	327	258	445
200X80 8"X3"	10.5	6.0	172	72	345	282	485
200X100 8"X4"	10.5	7.5	172	92	362	316	520
200X125 8"X5"	10.5	8.0	172	112	382	349	560
200X150 8"X6"	10.5	9.0	172	140	400	394	600
200X200 8"	10.5	10.5	172	172	446	433	690
250X150 10"X6"	13.0	9.0	185	140	450	430	625

註/Note:

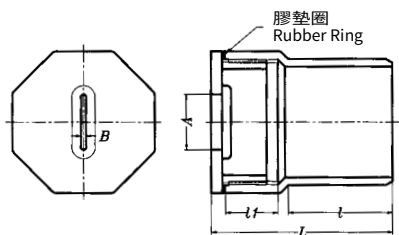
亦可參照灰色一般用接頭規格訂製橘色成品

Production can be manufactured by specification of gray fitting, only change color.

9

下水道及排水用接頭規格

Specification of PVC-U Fittings for Sewerage & Drainage



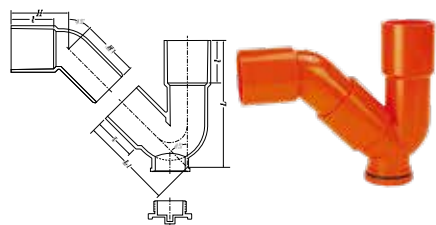
清除孔接頭 Cleanout Bushing 單位: mm

規格 Size	A	B	l	l1	L
50 2"	30	4.5	59	25	98
80 3"	50	4.5	75	38	131
100 4"	50	4.5	93	47	164
125 5"	80	10	120	50	194
150 6"	125	10	128	50	204
200 8"	160	10	175	50	255

註/Note:

清除孔接頭本體與蓋之間所套入橡膠墊圈，於每次使用後應鎖緊，以防漏水。

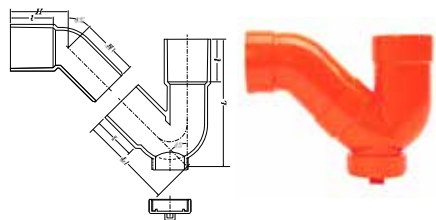
In order to against the leakage of rubber ring between cleanout bushing body and cap, please screw the cleanout cap on the cleanout bushing body tightly.



P 型存水接頭 "P" Trap with Solvent Weldjoint And Cleanout Plug

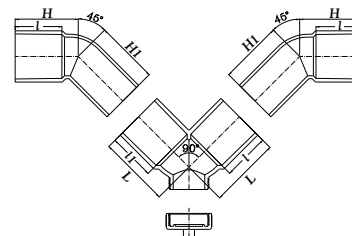
單位: mm

規格 Size	l	H	L1	H1	L
2"X2mm(1¼內大牙)	25	50	100	75.5	137
2"X4mm(1¼內大牙)	63	85	138	85	195



單位: mm

規格 Size	l	H	L1	H1	L
1½"X2mm(1¼外大牙)	22	37	80	37	102
2"X2mm(1¼外大牙)	25	50	191	75.5	199.6
2"X4mm(1¼外大牙)	63	85	138	85	195
3"X5.5mm(2½外大牙)	72	95	252	95	250
加長型2"X2mm(1¼外大牙)	25	50	191	75.5	199.6
加長型2"X4mm(1¼外大牙)	63	85	138	85	195



V型存水接頭 V Type Water Connection

單位: mm

規格 Size	l	L1	H	H1
2"X4mm	63	63	85	85

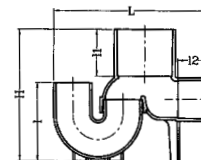
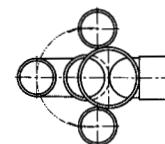


污水防臭接頭本體 Junction with Odor Trap

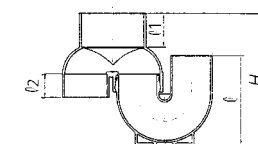
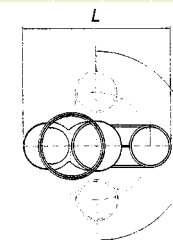
單位: mm

規格 Size	H	L	l	l1	l2
(A型) 100x150 4"X6"	398	457	234.5	140	92
(B型) 100x150 4"X6"	305	402	234.5	50	50

A型: TYPE A




B型: TYPE B



9

下水道及排水用接頭規格

Specification of PVC-U Fittings for Sewerage & Drainage




45YS-UT

單接糞管及存水彎側通匯流井
45° Confluence with Trap

型號	標稱管徑(mm)			
	用戶接管	匯流管	豎井	TSS規格
45YS-UT(右) 100x80SX100-150	100x80S	100	150	●
45YS-UT(右) 100x80PX100-150	100x80P	100	150	●
45YS-UT(左) 100x80SX100-150	100x80S	100	150	●
45YS-UT(左) 100x80PX100-150	100x80P	100	150	●

註：1. 80存水彎末尾S者，其接管端為承口型，末尾P者，其接管端為插口型。
2. 存水彎可視配管需要旋轉調整角度。



HYS

單接糞管側通匯流井
Parallel and 90° Confluence

型號	標稱管徑(mm)			
	用戶接管	匯流管	豎井	TSS規格
HYS(右) 100x100-150	100	100	150	●
HYS(左) 100x100-150	100	100	150	●

註：45°L 承口可視配管需要旋轉調整角度。



UTW

雙接存水彎匯流井
Double Access Trap

型號	標稱管徑(mm)			
	用戶接管	匯流管	豎井	TSS規格
UTW(右) 80Sx80SX100-150	80Sx80S	100	150	●
UTW(右) 80Px80PX100-150	80Px80P	100	150	●
UTW(左) 80Sx80SX100-150	80Sx80S	100	150	●
UTW(左) 80Px80PX100-150	80Px80P	100	150	●

註：1. 80存水彎末尾S者，其接管端為承口型，末尾P者，其接管端為插口型。
2. 存水彎可視配管需要旋轉調整角度。



90L

90° 彎管匯流井
90° Turn

型號	標稱管徑(mm)			
	用戶接管	匯流管	豎井	TSS規格
90°L(右)100-150	—	100	150	●
90°L(左)100-150	—	100	150	●



UT

單接存水彎匯流井
Single Access Trap

型號	標稱管徑(mm)			
	用戶接管	匯流管	豎井	TSS規格
UT(右) 100X100-150	100	100	150	●
UT(左) 100X100-150	100	100	150	●

註：存水彎可視配管需要旋轉調整角度。



ST

直型匯流井
Straight


型號	標稱管徑(mm)			
	用戶接管	匯流管	豎井	TSS規格
ST 100-150	—	100	150	●



WLS

兩側合流匯流井
Left and Right Confluence

型號	標稱管徑(mm)			
	用戶接管	匯流管	豎井	TSS規格
WLS 100-150	—	100	150	●



異徑轉接頭
Adapter

單位：mm

規格	L	ι
80x50	25	40
100x50	25	50
100x80	40	50



匯流井蓋
Chamber Cover

單位：mm

規格	D	D1	D2	L	H
100	114	99	100.2	24	11
150	165	145	146.5	35	16

10 膠合劑 Vinyl Adhesive

南亞硬質膠合劑 Nan Ya Vinyl Adhesive

一、產品用途：

1. 硬質PVC-U管與PVC-U管之接合。
2. 硬質PVC-U管與PVC-U接頭配件之接合。

二、產品特色：

1. 對於硬質PVC-U材質接著性佳，耐低溫-10°C以上不結凍。
2. 產品具有QR CODE真偽辨識系統，掃描後可獲取該批硬膠檢驗報告(CoA)資料。
3. 施工簡便乾燥速度快，接著性佳。

三、硬膠使用選擇說明：

1. 6吋以下PVC-U管粘著使用一般硬膠ASAA(黏度80~100CPS)。
2. 6~12吋PVC-U管粘著建議使用高黏度硬膠ASAE(黏度1600CPS以上)。
3. 12吋以上管徑管件間隙較大，施工粘著時務必經多次塗佈，一定要將管件間隙完全填滿膠，方可確保無施工異常發生。
4. 管線粘著施工期間不能移動，依CNS規範常溫經時24小時後即可通水。低溫5°C以下需經時48小時後再通水。

**給水管有耐壓需求應依實務需求執行水壓測試正常後，再大範圍施作或覆蓋水泥。

I. Applications:

1. Gluing rigid PVC-U pipes.
2. Gluing rigid PVC-U pipe and PVC-U fitting.

II. Characteristics:

1. Superb adhesion with rigid PVC-U materials; cold resistance (not freezing above -10°C).
2. Available information (CoA) by scanning QR Code, the anti-fake identification system.
3. Easy for construction; quick-drying after installation.

III. Remarks:

1. Gluing PVC-U pipe (Size: below 6 inches) with ASAA vinyl adhesive (Viscosity: 80~100CPS).
2. Gluing PVC-U pipe (Size: 6~12 inches) with ASAE vinyl adhesive (Viscosity: above 1600CPS).
3. To ensure that nothing happened during PVC-U piping projects (Pipe size: above 12 inches), please glue PVC-U pipes over and over again with vinyl adhesive until there is not any gap in pipes.
4. Do not move the pipeline during the construction. Besides, according to CNS standards, it is suggested that water be transferred after 24 hours at normal temperature or after 48 hours at 5°C.

**To meet the requirement of pressure resistance, water supply pipe should pass the hydrostatic test before cement covering.



南亞耐衝擊 PVC-U 膠合劑 Nan Ya High Impact Vinyl Adhesive

一、產品用途：

1. 硬質耐衝擊PVC-U管與耐衝擊PVC-U管之接合。
2. 硬質耐衝擊PVC-U管與耐衝擊PVC-U接頭配件之接合。

二、產品特色：

1. 硬質耐衝擊PVC-U材質接著性佳，可達到CNS14345接合部耐水壓要求。
2. 施工簡便乾燥速度快，接著性佳。

三、耐衝擊PVC-U膠合劑使用選擇說明：

1. 本製品適用於6吋以下耐衝擊PVC-U管粘著使用(黏度200~1000CPS)。
2. 6吋以上管徑管件間隙較大，施工粘著時務必經多次塗佈，一定要將管件間隙完全填滿膠，方可確保無施工異常發生。建議最大管徑不要超過16吋。
3. 管線粘著施工期間不能移動，依CNS規範常溫經時24小時後即可通水低溫5°C以下需經時48小時後再通水。

**給水管有耐壓需求應依實務需求執行水壓測試正常後，再大範圍施作或覆蓋水泥。

I. Applications:

1. Gluing high impact PVC-U pipes
2. Gluing high impact PVC-U pipe and PVC-U fitting.

II. Characteristics:

1. Superb adhesion with high impact PVC-U materials in compliance with CNS 1345 Standards— water-resistant joints.
2. Easy for construction; quick-drying after installation.

III. Remarks:

1. Applicable to glue high impact PVC-U pipe (Size: below 6 inches) with high impact vinyl adhesive (Viscosity: 200~1000CPS).
2. To ensure that nothing happened during PVC-U piping projects (Pipe size: above 6 inches), please glue PVC-U pipes over and over again with high impact vinyl adhesive until there is not any gap in pipes. Therefore, it is suggested that the pipe size of high impact PVC-U pipe be less than 16 inches.
3. Do not move the pipeline during the construction. Besides, according to CNS standards, it is suggested that water be transferred after 24 hours at normal temperature or after 48 hours at 5°C.

**To meet the requirement of pressure resistance, water supply pipe should pass the hydrostatic test before cement covering.



11 品質認證證書 Certification

ISO 9001 品質認證合格證書 / ISO 9001 Quality Certification



ISO 14001 品質認證合格證書 / ISO 14001 quality certification



各項 CNS 產品通過正字標記認證證書 / CNS Marks of All Products



[掃描QR-Code，連結南亞管材型錄]



PVC-U塑膠管、接頭



衛生下水道工程管材、
接頭配件



HT-CPVC管、接頭



美規(ASTM)UPVC
及CPVC管



PVC-DWV發泡管



HI耐衝擊PVC-U管
及接頭



HDPE管



FM埋地消防PE管



UL651管



本說明書中所列試驗數據、尺寸及圖片僅供參考，以正式報告為準。
Test data, sizes, and pictures in the catalog are for reference only,
and actual product information is based on the formal reports.

(送審本 2022. 12)



南亞塑膠工業股份有限公司
NAN YA PLASTICS CORPORATION

塑膠第三事業部 · PLASTICS 3rd DIV.
台北市10591敦化北路201號 電話：(02)2717-8230
201, TUN HWA N. ROAD, TAIPEI, TAIWAN, R.O.C.
TEL：(02)2717-8230 FAX：(02)25140628



南亞塑膠公司網站



南亞硬管網站



雲端網絡商城